

Evaluation of Oakland Fund for Children and Youth Programs

Social Policy Research Associates

March 13, 2020



Agenda

- Welcome!
- OFCY Reauthorization
- SPR Evaluation Updates
 - ❖ Review of Evaluation Timeline
 - ❖ Surveys
 - ❖ Qualitative Data Collection
 - ❖ Program Profiles

Housekeeping

- You are always welcome to ask a question aloud or via the chat, but please keep yourself muted while you are not talking
- This meeting will be recorded and we will send out the recording and the slides (including grantee announcements)
- Questions?

Opening & Welcome

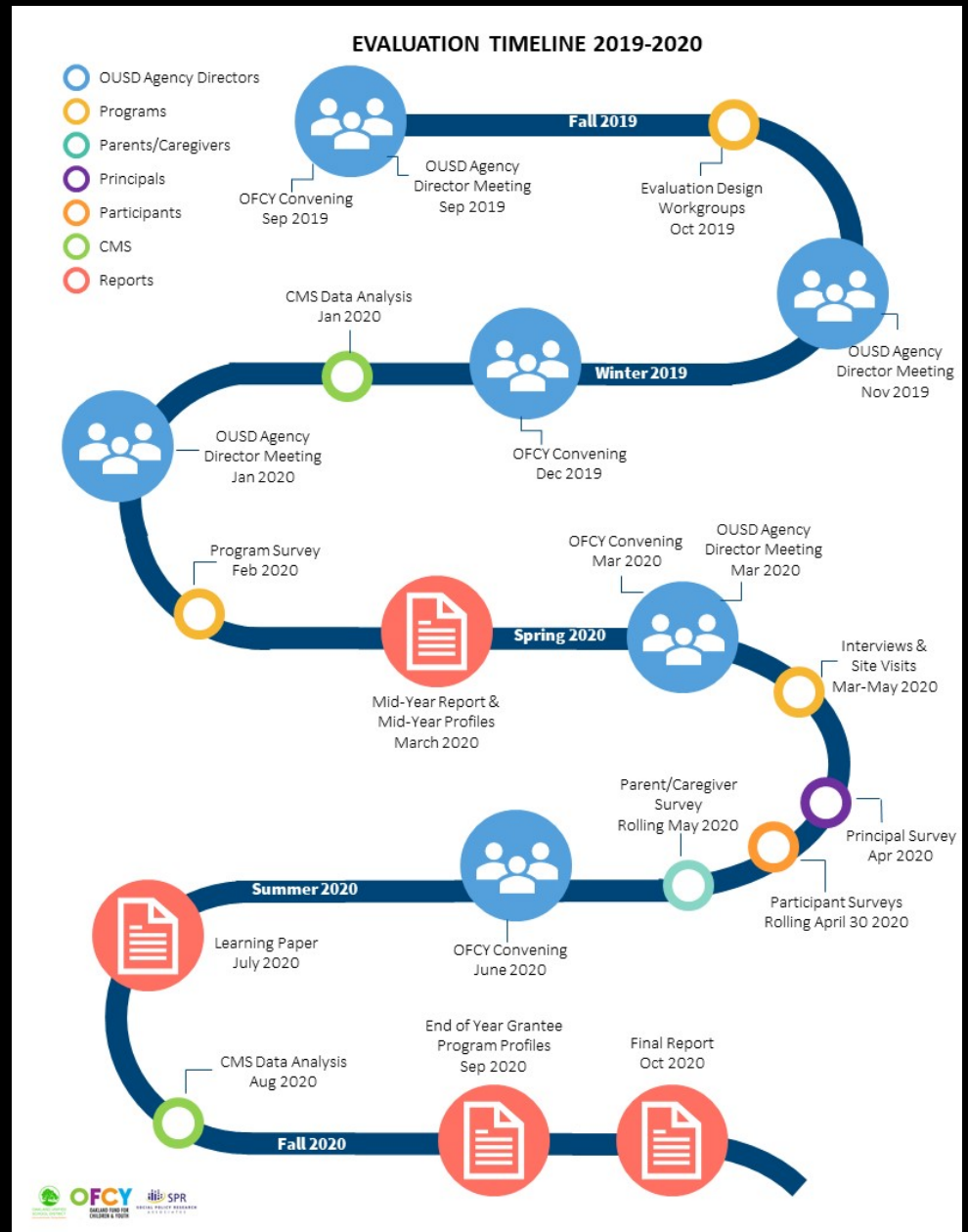
Reauthorization!

- On February 11, 2020 Oakland City Council's Life Enrichment Committee **unanimously approved an ordinance to reauthorize the Oakland Fund for Children and Youth** for twelve more years!



SPR Evaluation Updates

Timeline of Activities



Quant Data Collection

Program surveys – due NOW

Participant surveys – ongoing through April

Principal surveys – launching April

Parent surveys - (afterschool only) ongoing through May 29, 2020

Participant Surveys



How will the survey be administered?

Online or on paper. Everyone should have the link to a Google spreadsheet that will have your program-specific survey links and a link to a survey guide.

Who should take the survey?

All participants who have been actively engaged in the program should take the survey before the April 30th deadline.

When should students take the survey?

If a participant is leaving the program early or is in a cohort-based program, they should take the survey at any point before they leave.

Will the survey be available in multiple languages?

Yes. At this moment, the online survey is available in English and Spanish. The paper survey is available in English, Spanish, and Arabic.

Spring Site Visits and Interviews



Learn more about the work of OFCY programs



Incorporate the voices of parents and youth



Identify recommendations that can improve OFCY programs

How are programs selected?

- Randomly select programs by each funding strategy
- Consider our sample across the three funding years to ensure we speak to as many programs as possible

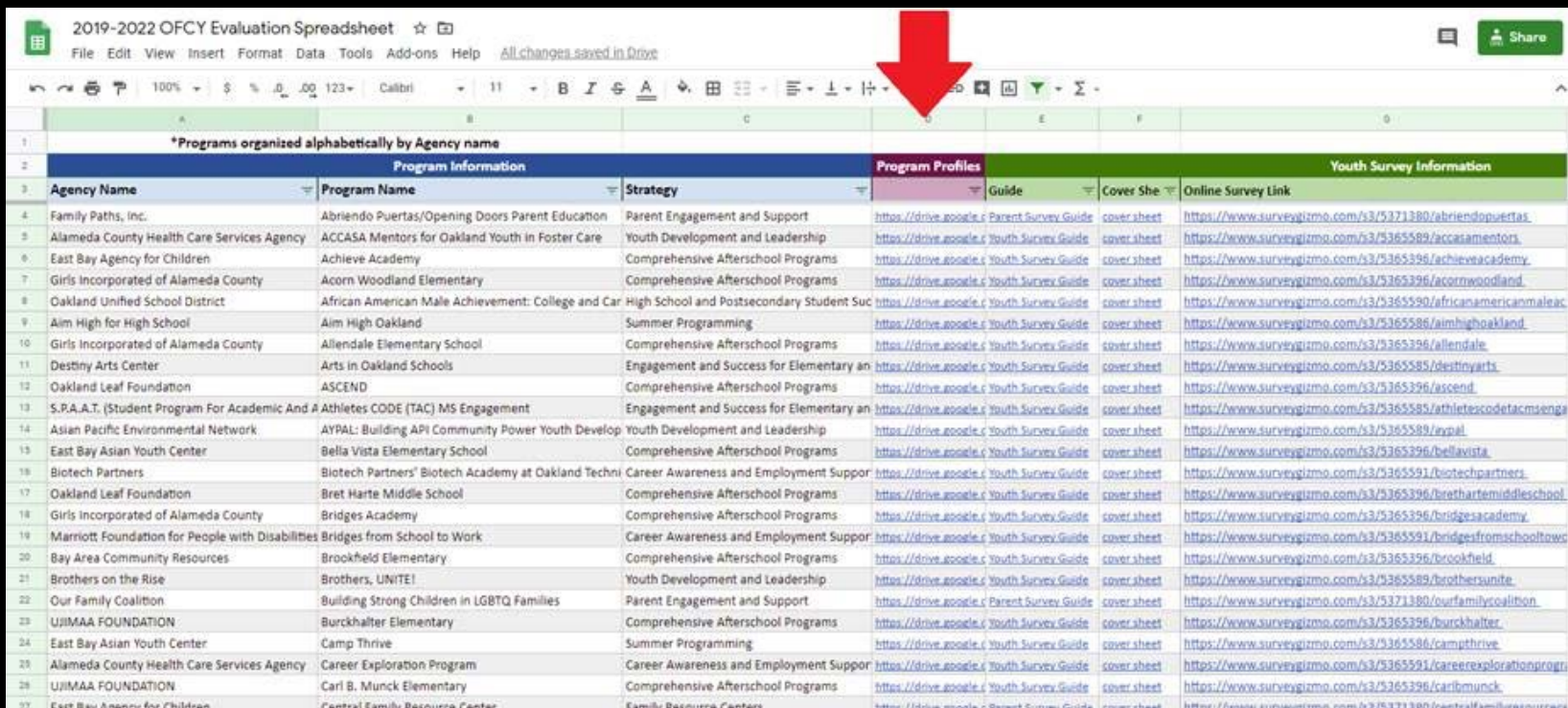
Spring 2020 Site Visits and Interviews

Interviews:
16 programs

Site Visits:
16 programs

Mid-Year Program Profiles

OFCY Mid-Year Program Profiles are now up on the 2019-2022 OFCY Evaluation Spreadsheet under the magenta column, "Program Profiles".



2019-2022 OFCY Evaluation Spreadsheet

File Edit View Insert Format Data Tools Add-ons Help All changes saved in Drive

100% Calibri 11

***Programs organized alphabetically by Agency name**

Program Information							Program Profiles	Youth Survey Information		
Agency Name	Program Name	Strategy	Guide	Cover She	Online Survey Link					
4	Family Paths, Inc.	Abriendo Puertas/Opening Doors Parent Education	Parent Engagement and Support	https://drive.google.com/ParentSurveyGuide	cover sheet	https://www.surveymzmo.com/s/5371380/abriendoportas				
5	Alameda County Health Care Services Agency	ACCASA Mentors for Oakland Youth in Foster Care	Youth Development and Leadership	https://drive.google.com/YouthSurveyGuide	cover sheet	https://www.surveymzmo.com/s/5365589/accasamentors				
6	East Bay Agency for Children	Achieve Academy	Comprehensive Afterschool Programs	https://drive.google.com/YouthSurveyGuide	cover sheet	https://www.surveymzmo.com/s/5365396/achieveacademy				
7	Girls Incorporated of Alameda County	Acorn Woodland Elementary	Comprehensive Afterschool Programs	https://drive.google.com/YouthSurveyGuide	cover sheet	https://www.surveymzmo.com/s/5365396/acornwoodland				
8	Oakland Unified School District	African American Male Achievement: College and Car	High School and Postsecondary Student Suc	https://drive.google.com/YouthSurveyGuide	cover sheet	https://www.surveymzmo.com/s/5365590/africanamericanmaleac				
9	Aim High for High School	Aim High Oakland	Summer Programming	https://drive.google.com/YouthSurveyGuide	cover sheet	https://www.surveymzmo.com/s/5365586/aimhighoakland				
10	Girls Incorporated of Alameda County	Allendale Elementary School	Comprehensive Afterschool Programs	https://drive.google.com/YouthSurveyGuide	cover sheet	https://www.surveymzmo.com/s/5365396/allendale				
11	Destiny Arts Center	Arts in Oakland Schools	Engagement and Success for Elementary an	https://drive.google.com/YouthSurveyGuide	cover sheet	https://www.surveymzmo.com/s/5365585/destinyarts				
12	Oakland Leaf Foundation	ASCEND	Comprehensive Afterschool Programs	https://drive.google.com/YouthSurveyGuide	cover sheet	https://www.surveymzmo.com/s/5365396/ascend				
13	S.P.A.A.T. (Student Program For Academic And A	Athletes CODE (TAC) MS Engagement	Engagement and Success for Elementary an	https://drive.google.com/YouthSurveyGuide	cover sheet	https://www.surveymzmo.com/s/5365585/athletescodetacmsenga				
14	Asian Pacific Environmental Network	AYPAL: Building API Community Power Youth Develop	Youth Development and Leadership	https://drive.google.com/YouthSurveyGuide	cover sheet	https://www.surveymzmo.com/s/5365591/aypal				
15	East Bay Asian Youth Center	Bella Vista Elementary School	Comprehensive Afterschool Programs	https://drive.google.com/YouthSurveyGuide	cover sheet	https://www.surveymzmo.com/s/5365396/bellavista				
16	Biotech Partners	Biotech Partners' Biotech Academy at Oakland Techni	Career Awareness and Employment Support	https://drive.google.com/YouthSurveyGuide	cover sheet	https://www.surveymzmo.com/s/5365591/biotechpartners				
17	Oakland Leaf Foundation	Bret Harte Middle School	Comprehensive Afterschool Programs	https://drive.google.com/YouthSurveyGuide	cover sheet	https://www.surveymzmo.com/s/5365396/brethartemiddleschool				
18	Girls Incorporated of Alameda County	Bridges Academy	Comprehensive Afterschool Programs	https://drive.google.com/YouthSurveyGuide	cover sheet	https://www.surveymzmo.com/s/5365396/bridgesacademy				
19	Marriott Foundation for People with Disabilities	Bridges from School to Work	Career Awareness and Employment Support	https://drive.google.com/YouthSurveyGuide	cover sheet	https://www.surveymzmo.com/s/5365591/bridgesfromschooltowor				
20	Bay Area Community Resources	Brookfield Elementary	Comprehensive Afterschool Programs	https://drive.google.com/YouthSurveyGuide	cover sheet	https://www.surveymzmo.com/s/5365396/brookfield				
21	Brothers on the Rise	Brothers, UNITE!	Youth Development and Leadership	https://drive.google.com/YouthSurveyGuide	cover sheet	https://www.surveymzmo.com/s/5365589/brothersunite				
22	Our Family Coalition	Building Strong Children in LGBTQ Families	Parent Engagement and Support	https://drive.google.com/ParentSurveyGuide	cover sheet	https://www.surveymzmo.com/s/5371380/ourfamilycoalition				
23	UJIMAA FOUNDATION	Burckhalter Elementary	Comprehensive Afterschool Programs	https://drive.google.com/YouthSurveyGuide	cover sheet	https://www.surveymzmo.com/s/5365396/burckhalter				
24	East Bay Asian Youth Center	Camp Thrive	Summer Programming	https://drive.google.com/YouthSurveyGuide	cover sheet	https://www.surveymzmo.com/s/5365586/campthrive				
25	Alameda County Health Care Services Agency	Career Exploration Program	Career Awareness and Employment Support	https://drive.google.com/YouthSurveyGuide	cover sheet	https://www.surveymzmo.com/s/5365591/careerexplorationprogr				
26	UJIMAA FOUNDATION	Carl B. Munck Elementary	Comprehensive Afterschool Programs	https://drive.google.com/YouthSurveyGuide	cover sheet	https://www.surveymzmo.com/s/5365396/carlbmunck				
27	East Bay Agency for Children	Central Family Resource Center	Family Resource Center	https://drive.google.com/ParentSurveyGuide	cover sheet	https://www.surveymzmo.com/s/5371380/centralfamilyresource				


Mid-Year Program Profiles

Program

Agency

Strategy: Youth Development and Leadership
Grant: 5

Program Description: The / (AICRC) is a social service and education agency serving urban American Indian/Alaska Native (AI/AN) children and their families. The AICRC after-school program, provides services to 34 AI/AN Oakland youth and runs Monday-Thursday. Students are picked up from their schools and brought to our center, centrally located at 522 Grand Avenue. The program offers academic support, cultural enrichment, and physical activities with the goal of supporting cultural identity, academic success, and resiliency among AI/AN youth and families. A



OFCY
OAKLAND FUND FOR
CHILDREN & YOUTH

Program Profile
FY2019-2020

Performance Measures

OFCY has identified a series of performance measures and bellwether indicators for each strategy. The Mid-Year Program Profiles include performance measures that compare projected attendance and enrollment with actual attendance and enrollment. The End-of-Year Program Profiles will add bellwether indicators drawn from participant surveys. Progress toward projections is not available for programs that have not yet submitted their Scope of Work.

	Progress Towards Projections (Actuals/Projected)		Program Actual	Program Projected
	This Program	Strategy		
Number of Youth Served	88%	94%	30	34
Average Hours of Service	160%	157%	135	85
Total Hours of Service Provided	141%	111%	4,055	2,875

Benchmark-80%

Youth Attendance

Level of service per participant

Less than 10 hrs	17% (n=5)
10 up to 20 hrs	7% (n=2)
20 up to 40 hrs	3% (n=1)
40 up to 80 hrs	13% (n=4)
80 up to 120 hrs	10% (n=3)
120+ hours	50% (n=15)

Youth Demographics Total Enrollment: 30

Race/Ethnicity

- Multiracial or Biracial 50%
- Unknown/Missing 43%
- Hispanic/Latinx 7%


Age (as of first day of grant)

- 11-12 years 40%
- 13-14 years 30%
- 15-16 years 20%
- 17-18 years 10%

Gender

- Female 57%
- Male 43%

Distribution of Participants by Zip Code



94601	23%
94602	13%
94607	13%
94619	13%
Null	7%
94603	7%
94609	7%
94606	3%
94608	3%
94610	3%
94612	3%
94621	3%

© 2020 Mapbox © OpenStreetMap

Mid-Year Program Profiles

Performance Measures

OFCY has identified a series of performance measures and bellwether indicators for each strategy. The Mid-Year Program Profiles include performance measures that compare projected attendance and enrollment with actual attendance and enrollment. The End-of-Year Program Profiles will add bellwether indicators drawn from participant surveys. Progress toward projections is not available for programs that have not yet submitted their Scope of Work.

	Progress Towards Projections (Actuals/Projected)	Program Actual	Program Projected
Number of Youth Served	This Program 88%	30	34
	Strategy 94%		
Average Hours of Service	This Program 160%	135	85
	Strategy 157%		
Total Hours of Service Provided	This Program 141%	4,055	2,875
	Strategy 111%		

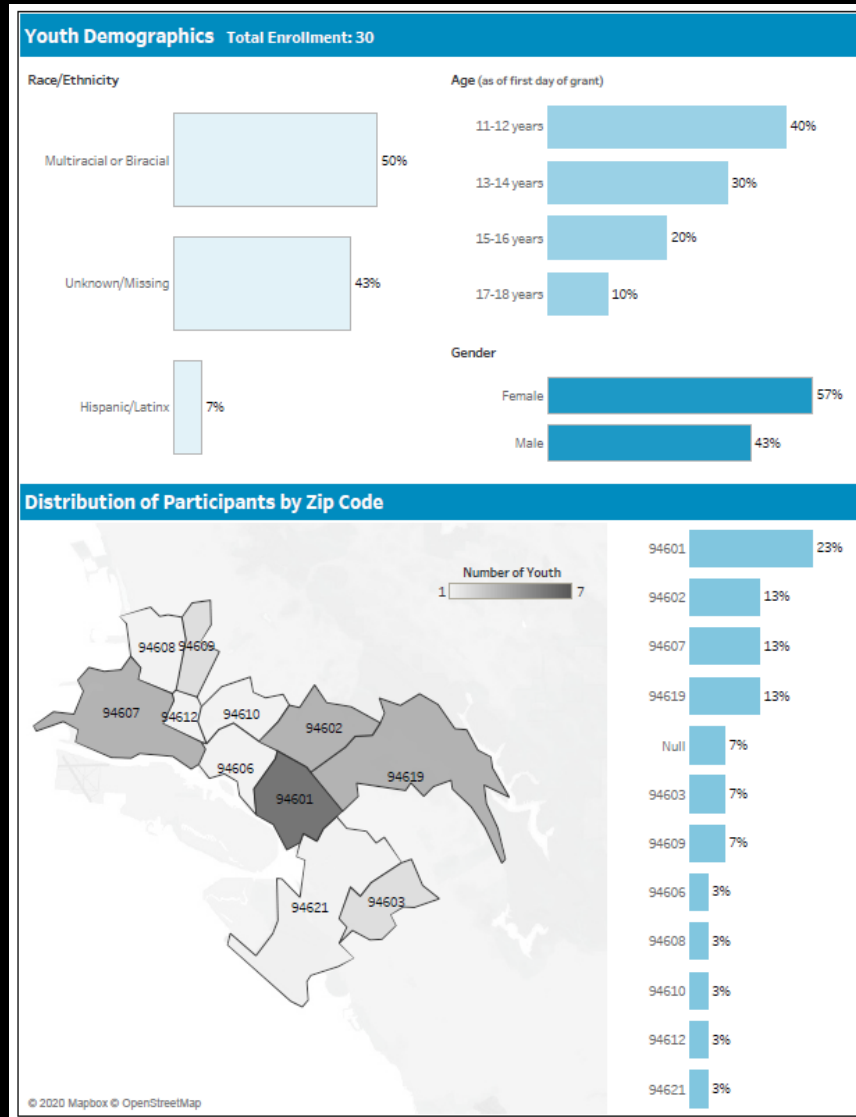
Benchmark-80%

Youth Attendance

Level of service per participant



Mid-Year Program Profiles



Mid-Year Program Profiles

1. Does the data look right?
2. What does it affirm for you?
3. Does it signal areas of concern or areas where you want to intensify your efforts next year? (e.g. recruitment?)

Questions?

- You can always email savannah_rae@spra.com with OFCY Evaluation related questions



Thank You!