



## Program Profiles FY 2024-2025

### OFCY Strategy: Summer Academic and Enrichment

<b>Agency Name / Program Name</b>	
Acta Non Verba: Youth Urban Farm Project / Camp ANV	<a href="#"><u>2 - 6</u></a>
Destiny Arts Center / Camp Destiny	<a href="#"><u>7 - 11</u></a>
East Bay Consortium of Educational Institutions, Inc. / Pre-Collegiate Academy	<a href="#"><u>12 - 16</u></a>
East Oakland Youth Development Center / EOYDC Summer Cultural Enrichment Program (SCEP)	<a href="#"><u>17 - 19</u></a>
Family Support Services / Kinship Summer Youth Program	<a href="#"><u>20 - 24</u></a>
Girls Inc of Alameda County / Concordia	<a href="#"><u>25 - 29</u></a>
Lincoln / Oakland Freedom Schools (OFS)	<a href="#"><u>30 - 32</u></a>
Oakland Parks, Recreation & Youth Development / Oakland Fine Art Summer School	<a href="#"><u>33 - 35</u></a>
Prescott Circus Theatre / Summer Circus and Academic Program	<a href="#"><u>36 - 38</u></a>



## Program Profile FY 2024-2025 OFCY Strategy: Summer Academic and Enrichment

**Agency Name:** Acta Non Verba: Youth Urban Farm Project

**Program:** Camp ANV

**Annual Grant Funding:** \$180,000

**Program Summary:** Acta Non Verba: Youth Urban Farm Project (ANV)'s summer 2024 camp will elevate life in Oakland by challenging oppressive dynamics and environments through six weeks of educational camp programming to 150+ local youth in East Oakland, CA. Camp will include group activities such as farming, archery, art, martial arts, dance, yoga, woodworking, and cooking, as well as weekly swim trips and field trips. All proceeds from our Community Supported Agriculture micro-enterprise are deposited into educational savings accounts for the youth who attend the camp.

### Program Score Card

These select performance measures were identified by program staff, OFCY, and the evaluation team as indicative of programs' quality and success in working towards the strategic objectives for the Summer Academic and Enrichment strategy.

#### Program Achievements: *How much did we do?*

---

<b>Projected Number of Youth Served:</b>	150
<b>Actual Number of Youth Served:</b>	134
- <i>Percent Achieved Toward Goal of Total Youth Serviced:</i>	89%
<b>Total Hours of Service Provided:</b>	24,518
- <i>Average Hours of Service per Youth Served:</i>	183

---

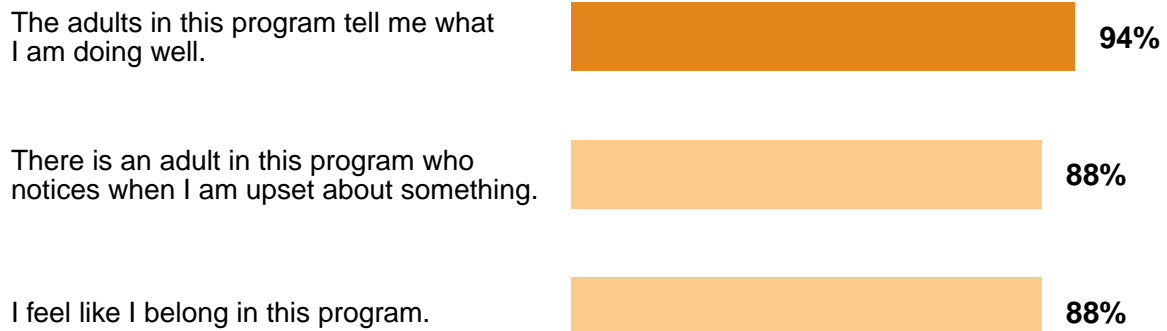
## Program Achievements: *How well did we do it?*

Percentages presented reflect how often youth agreed or strongly agreed with each statement below.

---

### Belonging, Connections, & Safety

#### Percent of Youth in Agreement (N = 16)



### Life Skill Building & Leadership

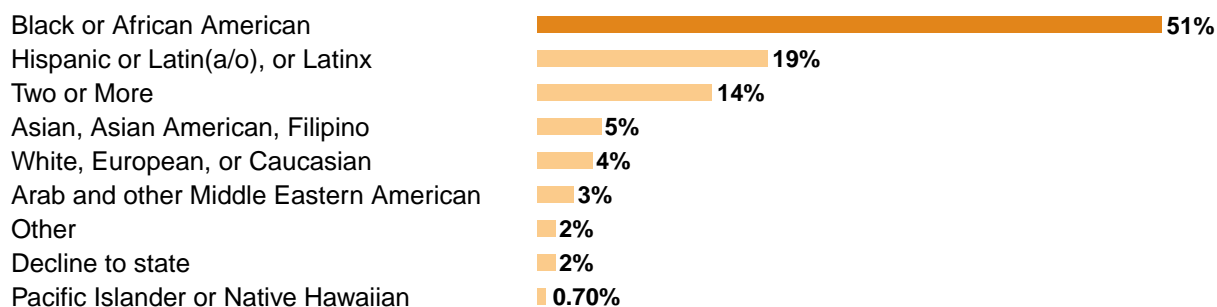
#### Percent of Youth in Agreement (N = 16)



# Youth Demographics

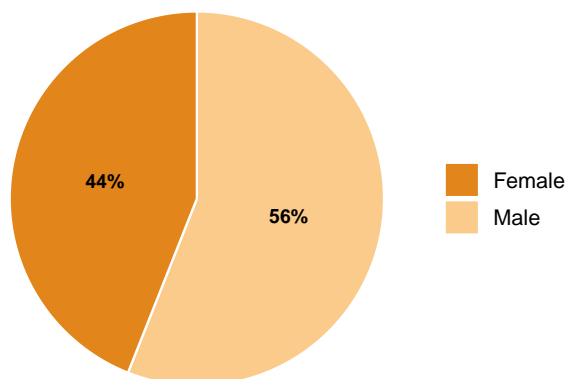
## Program Achievements: *Who did we serve?*

### Race/Ethnicity (N = 134)



Categories with 0%: Afro-Caribbean or Afro-Latin(o/a), Afro-Latinx, American Indian or Alaskan Native, South Asian, Indian, or Desi

### Gender Identity (N = 134)



Categories with 0%: Non-Binary, Other

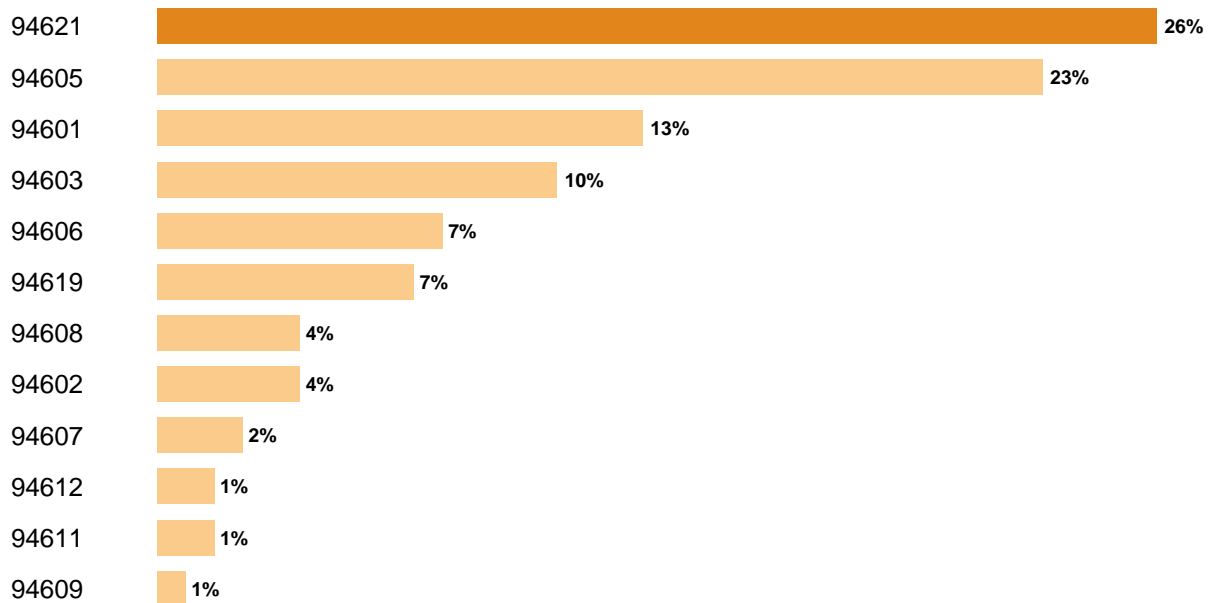
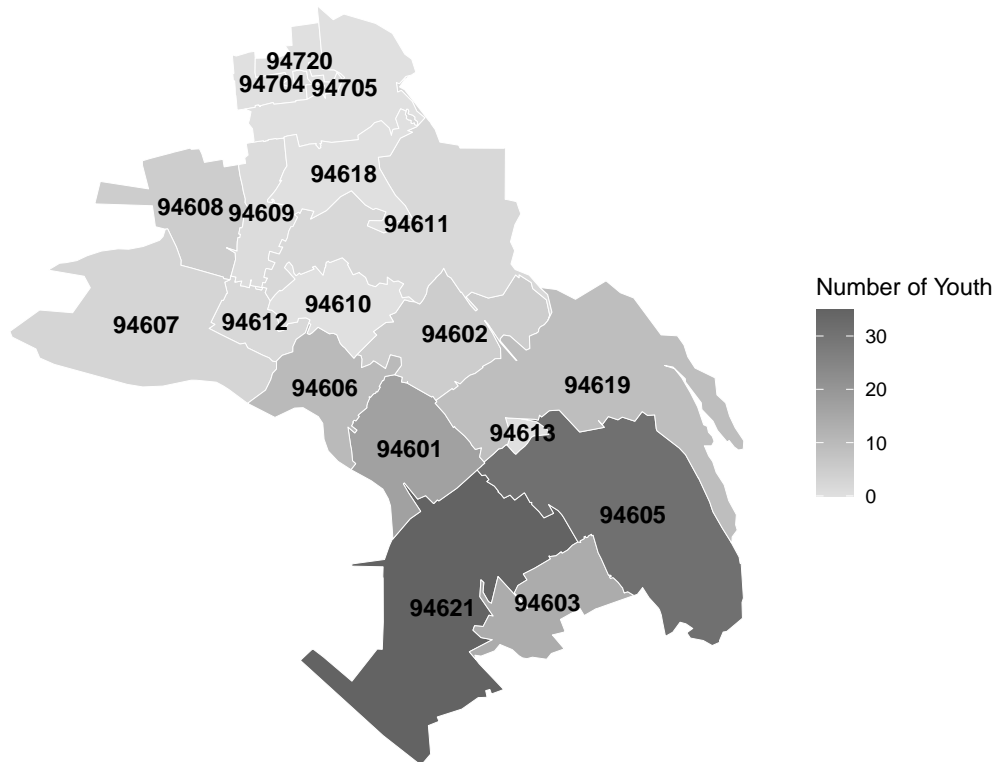
### Age (N = 134)



Categories with 0%: Unknown, 18+ years old, 15-17 years old

# Distribution of Youth Participants by Oakland Zip Code

(N = 134)



Categories with 0%: 94610, 94613, 94618, 94704, 94705, 94720, Homeless/Transitioning, Unknown

# Youth Survey Results: Strategy-Specific Measures

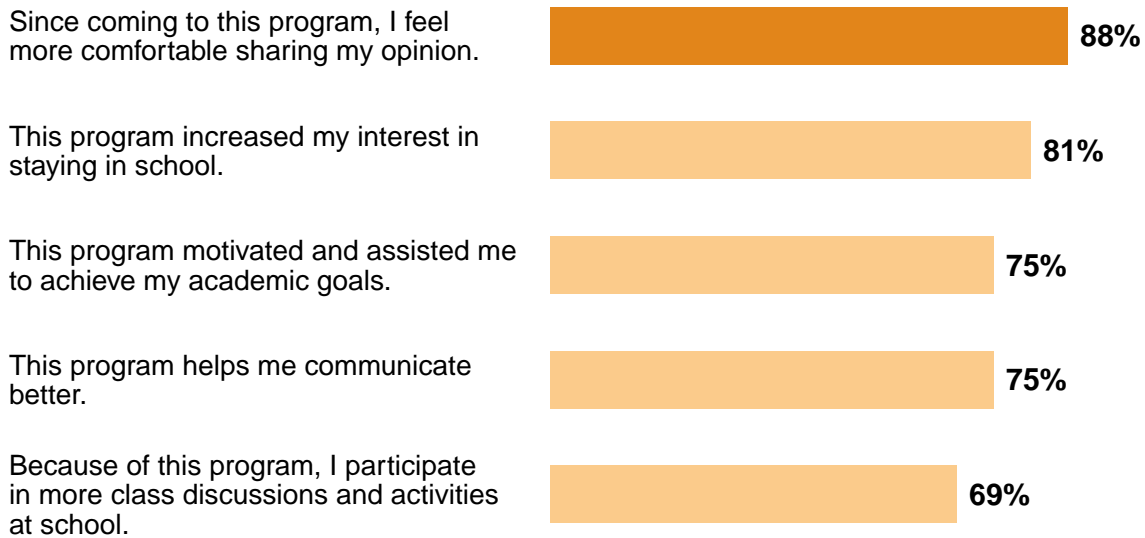
## Participant Outcomes: *Is anyone better off?*

Percentages presented reflect how often youth agreed or strongly agreed with each statement below.

---

### Academic Readiness & Support

#### Percent of Youth in Agreement (N = 16)



### Employment, Economic, & Future Well-being

#### Percent of Youth in Agreement (N = 16)





## Program Profile FY 2024-2025 OFCY Strategy: Summer Academic and Enrichment

**Agency Name:** Destiny Arts Center

**Program:** Camp Destiny

**Annual Grant Funding:** \$70,000

**Program Summary:** Camp Destiny’s four-week summer program offers up to 120 youth ages 5-13 small group, day-long sessions in movement arts, encouraging Oakland youth to embody peace, power, and creativity. Camp Destiny engages youth in “pay-what-you-can” indoor/outdoor Hip Hop dance, martial arts, Latin dance, and visual arts led by professional teaching artists. Classes will be held at Destiny’s North Oakland center. During camp, we will also provide paid counselor roles for teens aged 14-18.

### Program Score Card

These select performance measures were identified by program staff, OFCY, and the evaluation team as indicative of programs’ quality and success in working towards the strategic objectives for the Summer Academic and Enrichment strategy.

#### Program Achievements: *How much did we do?*

---

<b>Projected Number of Youth Served:</b>	120
<b>Actual Number of Youth Served:</b>	111
- <i>Percent Achieved Toward Goal of Total Youth Serviced:</i>	92%
<b>Total Hours of Service Provided:</b>	5,395
- <i>Average Hours of Service per Youth Served:</i>	49

---

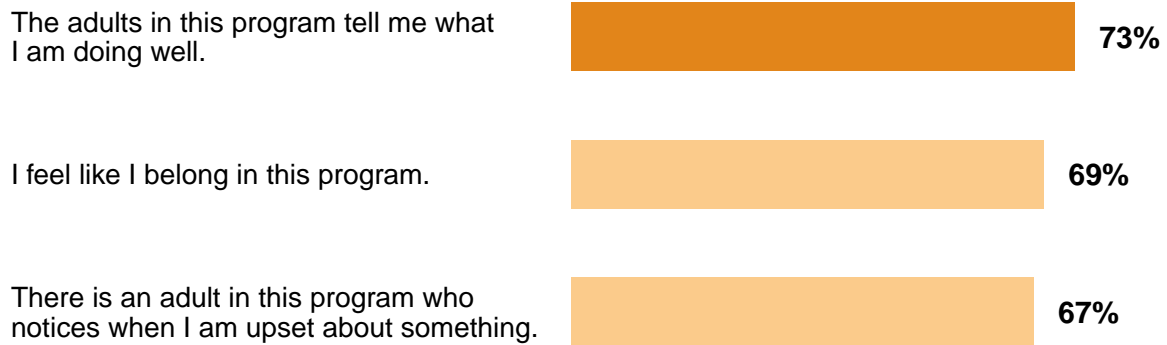
## Program Achievements: *How well did we do it?*

Percentages presented reflect how often youth agreed or strongly agreed with each statement below.

---

### Belonging, Connections, & Safety

#### Percent of Youth in Agreement (N = 67)



### Life Skill Building & Leadership

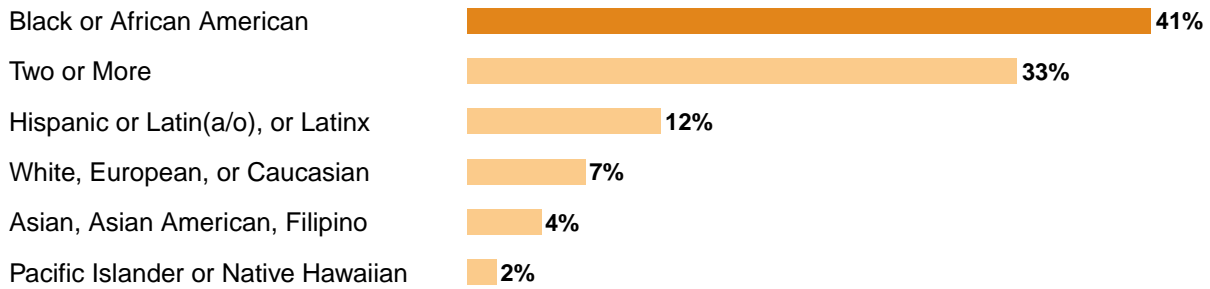
#### Percent of Youth in Agreement (N = 67)



# Youth Demographics

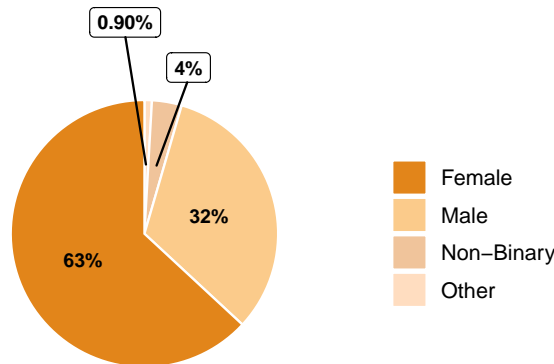
## Program Achievements: *Who did we serve?*

### Race/Ethnicity (N = 111)

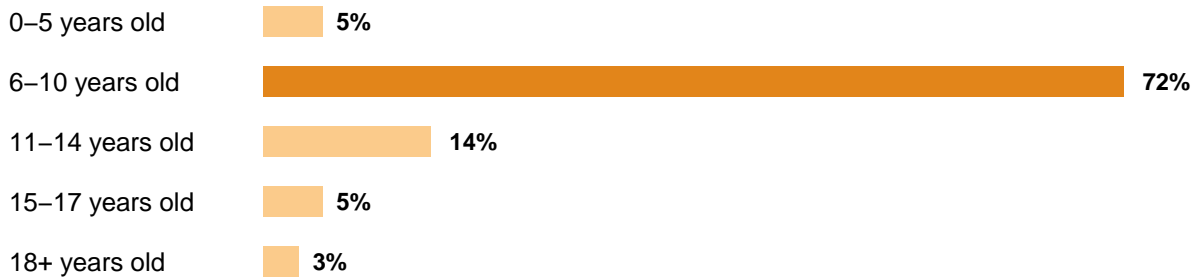


Categories with 0%: Afro-Caribbean or Afro-Latin(o/a), Afro-Latinx, American Indian or Alaskan Native, Arab and other Middle Eastern American, Decline to state, Other, South Asian, Indian, or Desi

### Gender Identity (N = 111)



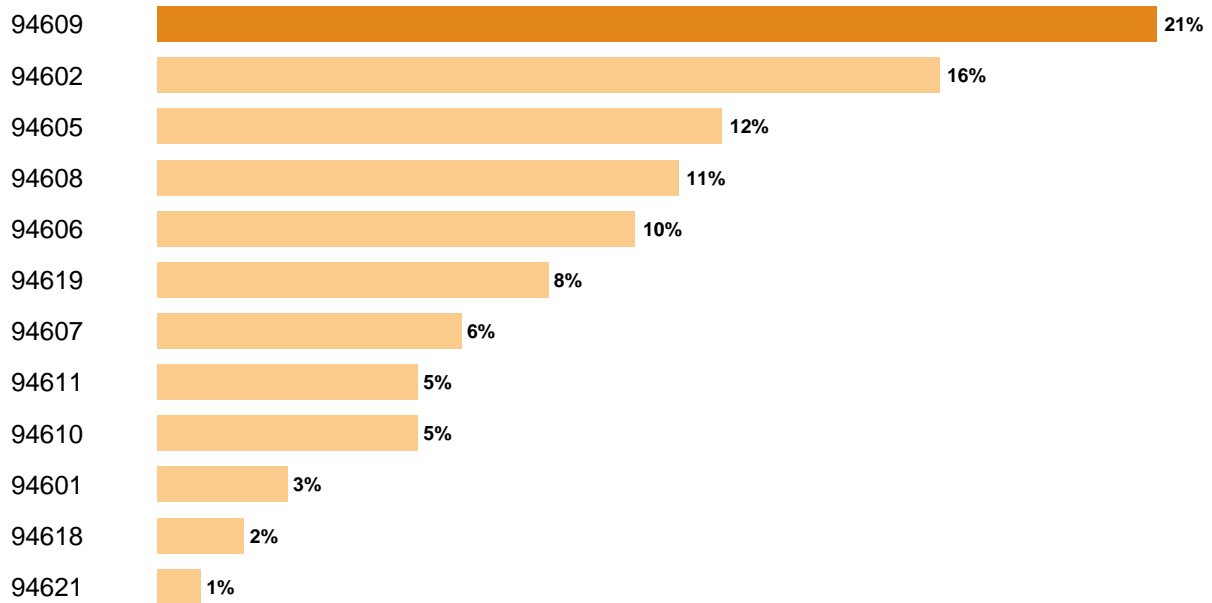
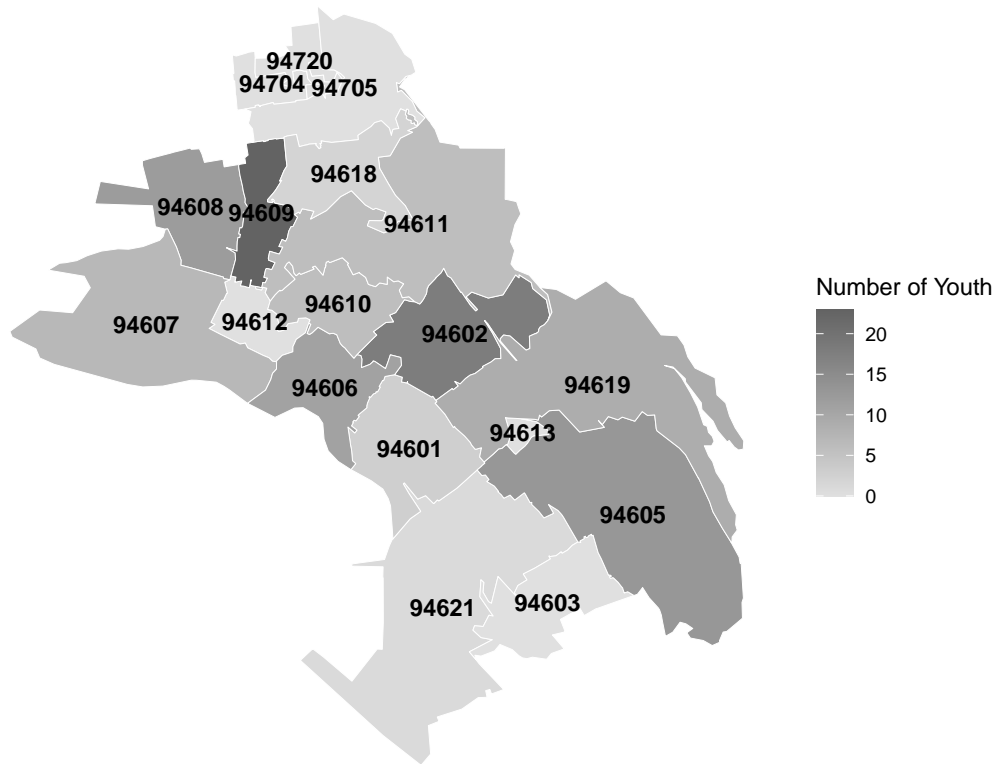
### Age (N = 111)



Categories with 0%: Unknown

# Distribution of Youth Participants by Oakland Zip Code

(N = 111)



Categories with 0%: 94603, 94612, 94613, 94704, 94705, 94720, Homeless/Transitioning, Unknown

## Youth Survey Results: Strategy-Specific Measures

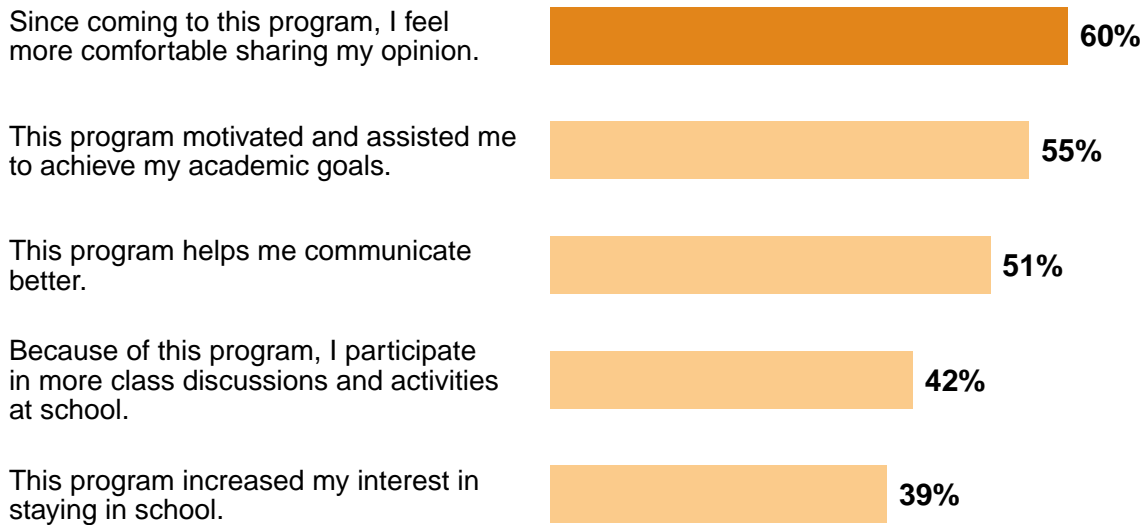
### Participant Outcomes: *Is anyone better off?*

Percentages presented reflect how often youth agreed or strongly agreed with each statement below.

---

### Academic Readiness & Support

#### Percent of Youth in Agreement (N = 67)



### Employment, Economic, & Future Well-being

#### Percent of Youth in Agreement (N = 67)





## Program Profile FY 2024-2025 OFCY Strategy: Summer Academic and Enrichment

**Agency Name:** East Bay Consortium of Educational Institutions, Inc.

**Program:** Pre-Collegiate Academy

**Annual Grant Funding:** \$75,000

**Program Summary:** PCA aims to strengthen students' math skills and prepare them for college. The program, held on the Merritt College campus, provides 11-15-year-old students with an intensive 5-week summer math and college enrichment program. Students attend the program five days a week from 8:30am to 3:15pm, Mondays through Thursdays, and 8:30 am to 5:00 pm on Fridays. Students receive supplemental math instruction, college and career readiness workshops, and campus tours. The program enrolls 75 eleven to fifteen-year-old students from Coliseum College Prep, Frick United Academy of Language, Life Academy, Urban Promise Academy, United for Success, and other OUSD school sites.

### Program Score Card

These select performance measures were identified by program staff, OFCY, and the evaluation team as indicative of programs' quality and success in working towards the strategic objectives for the Summer Academic and Enrichment strategy.

#### Program Achievements: *How much did we do?*

---

<b>Projected Number of Youth Served:</b>	83
<b>Actual Number of Youth Served:</b>	99
- <i>Percent Achieved Toward Goal of Total Youth Serviced:</i>	119%
<b>Total Hours of Service Provided:</b>	12,020
- <i>Average Hours of Service per Youth Served:</i>	121

---

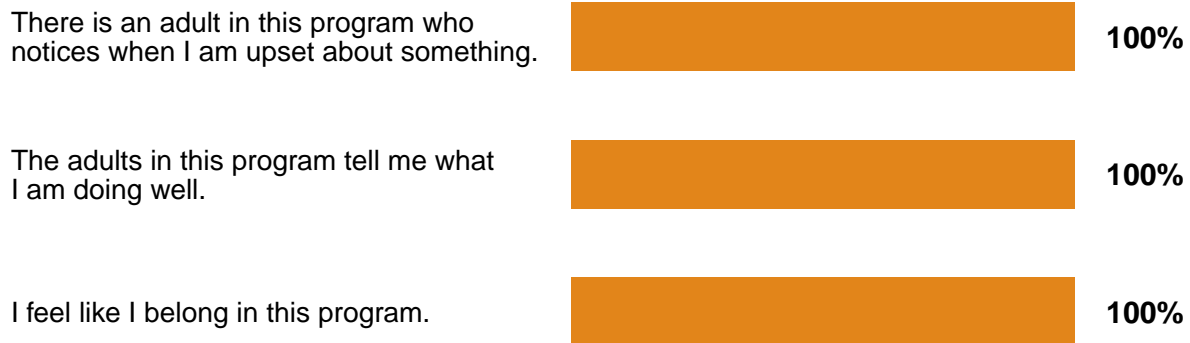
## Program Achievements: *How well did we do it?*

Percentages presented reflect how often youth agreed or strongly agreed with each statement below.

---

### Belonging, Connections, & Safety

#### Percent of Youth in Agreement (N = 1)



### Life Skill Building & Leadership

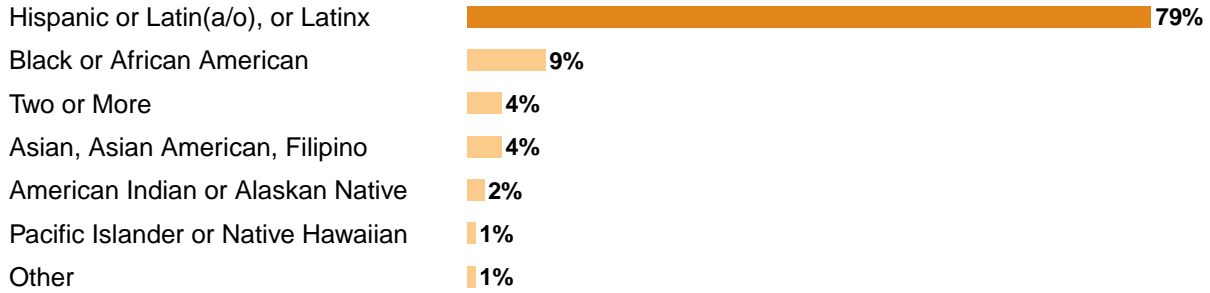
#### Percent of Youth in Agreement (N = 1)



# Youth Demographics

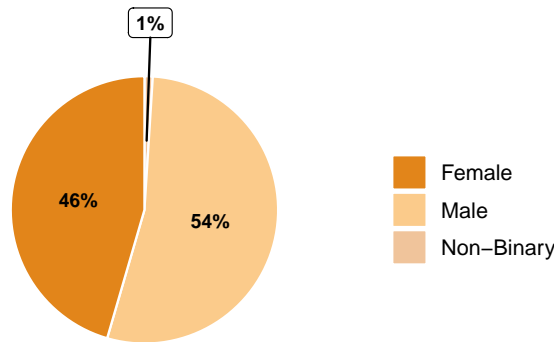
## Program Achievements: *Who did we serve?*

### Race/Ethnicity (N = 99)



Categories with 0%: Afro-Caribbean or Afro-Latin(o/a), Afro-Latinx, Arab and other Middle Eastern American, Decline to state, South Asian, Indian, or Desi, White, European, or Caucasian

### Gender Identity (N = 99)



Categories with 0%: Other

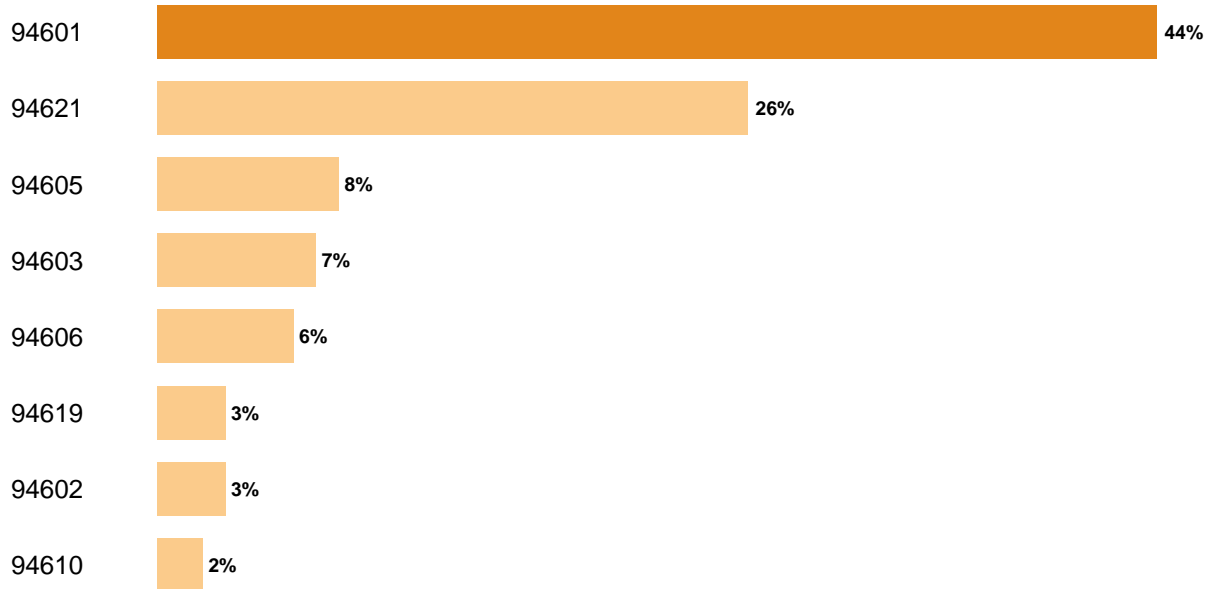
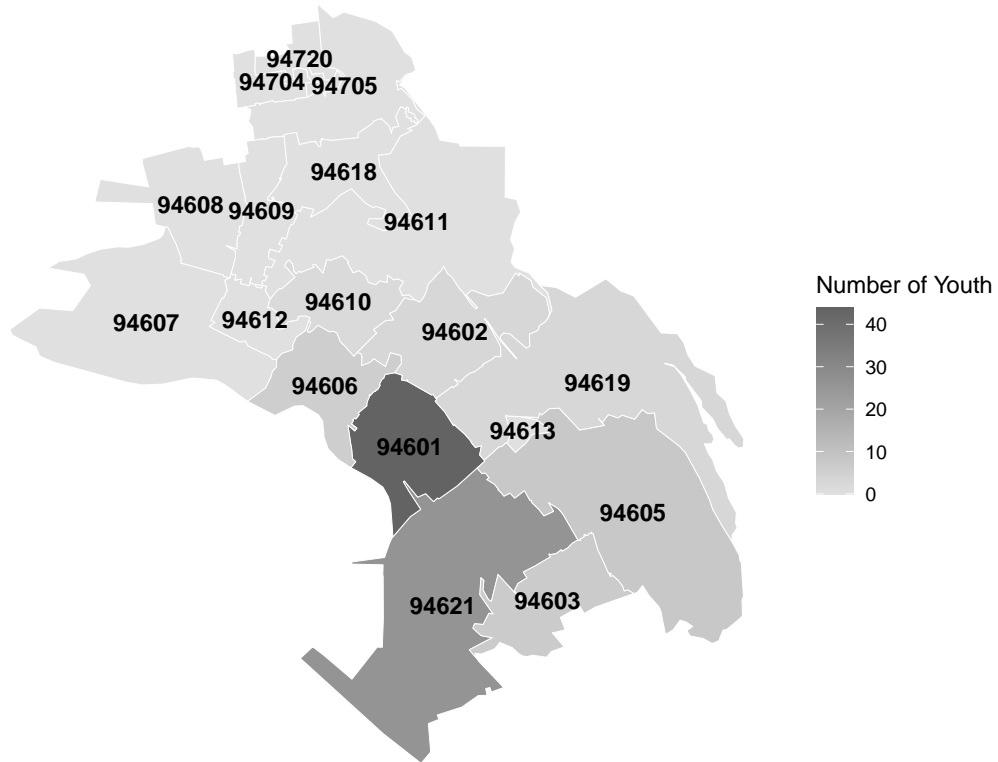
### Age (N = 99)



Categories with 0%: Unknown, 18+ years old, 6-10 years old

# Distribution of Youth Participants by Oakland Zip Code

(N = 99)



Categories with 0%: 94607, 94608, 94609, 94611, 94612, 94613, 94618, 94704, 94705, 94720, Homeless/Transitioning, Unknown

## Youth Survey Results: Strategy-Specific Measures

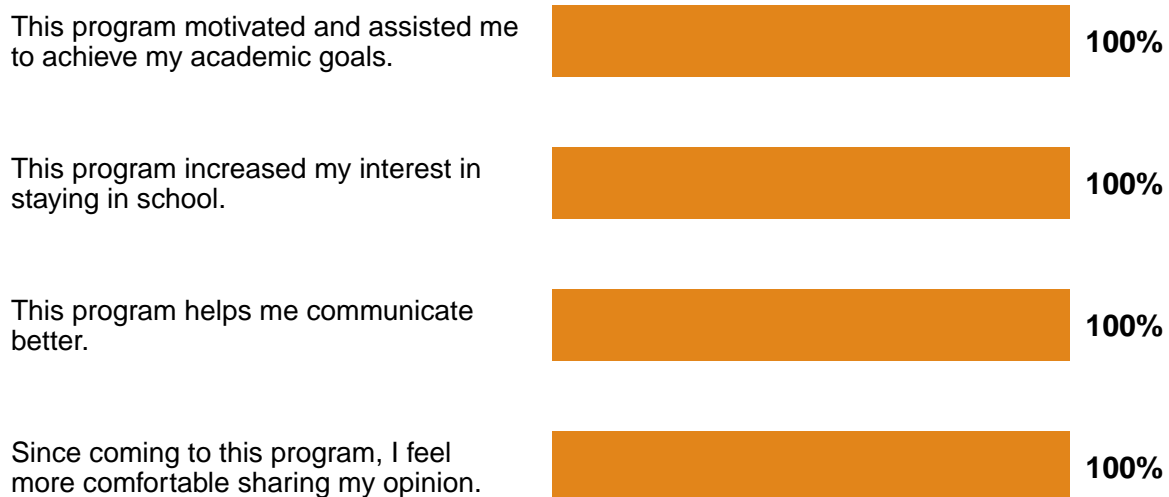
### Participant Outcomes: *Is anyone better off?*

Percentages presented reflect how often youth agreed or strongly agreed with each statement below.

---

### Academic Readiness & Support

#### Percent of Youth in Agreement (N = 1)





## Program Profile FY 2024-2025 OFCY Strategy: Summer Academic and Enrichment

**Agency Name:** East Oakland Youth Development Center  
**Program:** EOYDC Summer Cultural Enrichment Program (SCEP)  
**Annual Grant Funding:** \$150,000

**Program Summary:** The Summer Cultural Enrichment Program (SCEP) is a 6-week summer program held at EOYDC that engages children in learning, enrichment, and exploration. Adult staff and 50 Youth Instructors/Leaders provide mentorship and instruction to 150 SCEP Scholars, who participate in academic and enrichment classes, including language arts, science, technology, math, art, cultural heritage, dance, culinary arts, and fitness. Classes are held Monday-Friday (8am - 3pm) and field trips are held on Fridays. Five age groups (rising 1st, rising 2nd, rising 3rd, rising 4th, and rising 5th graders) ensures that kids are given age-appropriate instruction.

### Program Score Card

These select performance measures were identified by program staff, OFCY, and the evaluation team as indicative of programs' quality and success in working towards the strategic objectives for the Summer Academic and Enrichment strategy.

#### Program Achievements: *How much did we do?*

---

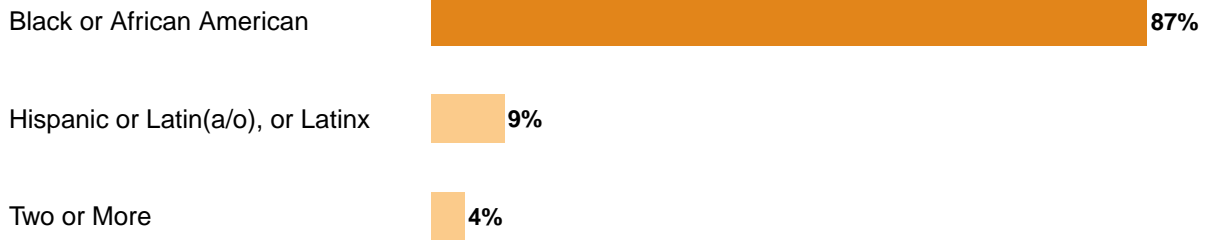
<b>Projected Number of Youth Served:</b>	130
<b>Actual Number of Youth Served:</b>	146
- <i>Percent Achieved Toward Goal of Total Youth Serviced:</i>	112%
<b>Total Hours of Service Provided:</b>	29,644
- <i>Average Hours of Service per Youth Served:</i>	203

---

# Youth Demographics

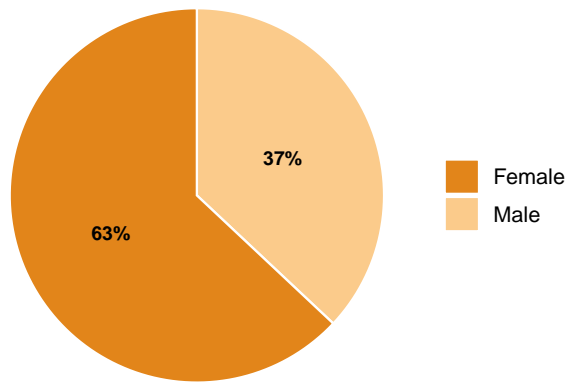
## Program Achievements: Who did we serve?

### Race/Ethnicity (N = 146)



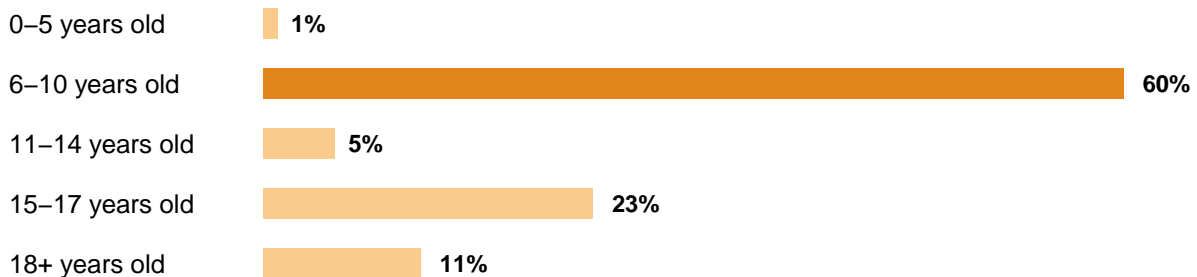
Categories with 0%: Afro-Caribbean or Afro-Latin(o/a), Afro-Latinx, American Indian or Alaskan Native, Arab and other Middle Eastern American, Asian, Asian American, Filipino, Decline to state, Other, Pacific Islander or Native Hawaiian, South Asian, Indian, or Desi, White, European, or Caucasian

### Gender Identity (N = 146)



Categories with 0%: Non-Binary, Other

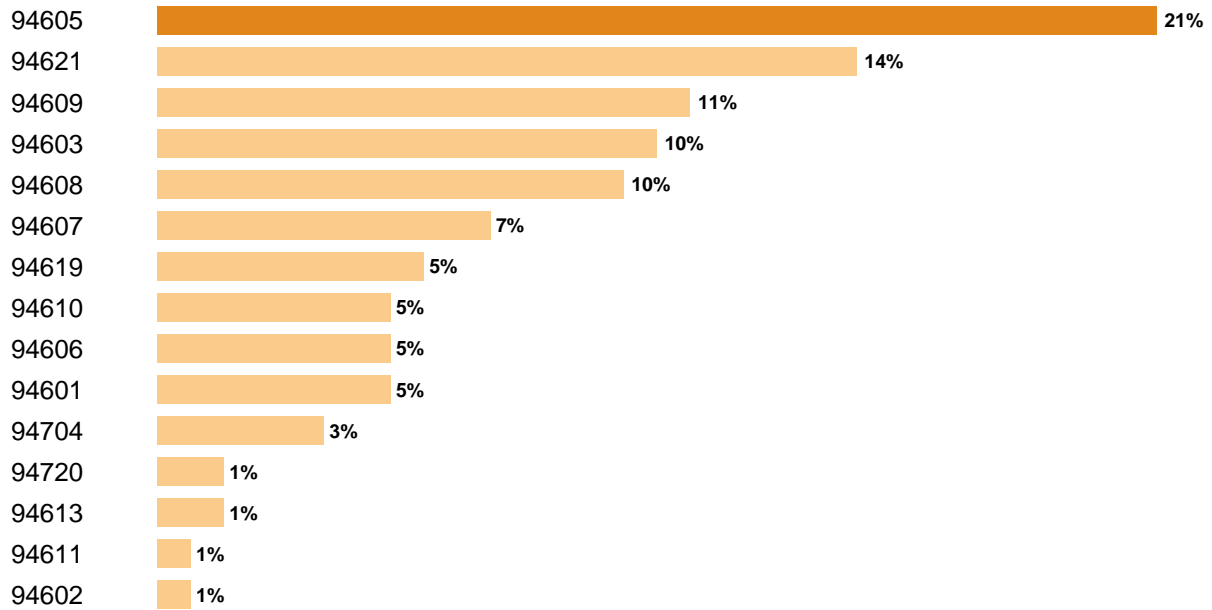
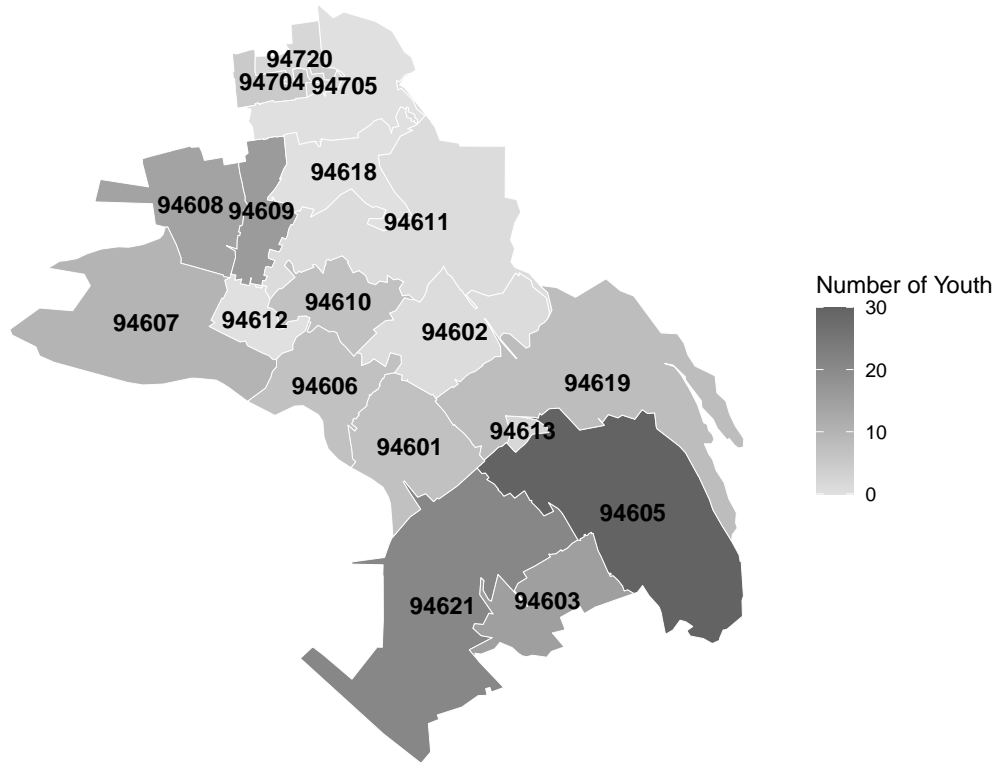
### Age (N = 146)



Categories with 0%: Unknown

# Distribution of Youth Participants by Oakland Zip Code

(N = 146)



Categories with 0%: 94612, 94618, 94705, Homeless/Transitioning, Unknown



## Program Profile FY 2024-2025 OFCY Strategy: Summer Academic and Enrichment

**Agency Name:** Family Support Services  
**Program:** Kinship Summer Youth Program  
**Annual Grant Funding:** \$75,000

**Program Summary:** The Kinship Summer Youth Program (KSYP) enables Oakland kinship, guardianship, and foster children/youth to receive academic support, learn and practice social skills, build healthy relationships and experience excursions that will enhance their learning and exposure to the resources in the Bay Area. The 6-week, Mon-Fri all-day program takes place at Park Blvd. Presbyterian Church located at 4101 Park Blvd in Oakland. We will enroll 35 youth, (grades 2-8), who will be on-site Monday – Thursday from June 17 – July 18. We will enroll 15 high school students, who will be on-site on Fridays: June 28 July 12 and 19; and offer one exclusive week (July 22- July 26) of Leadership programming for the high school students.

### Program Score Card

These select performance measures were identified by program staff, OFCY, and the evaluation team as indicative of programs' quality and success in working towards the strategic objectives for the Summer Academic and Enrichment strategy.

#### Program Achievements: *How much did we do?*

---

<b>Projected Number of Youth Served:</b>	50
<b>Actual Number of Youth Served:</b>	49
- <i>Percent Achieved Toward Goal of Total Youth Served:</i>	98%
<b>Total Hours of Service Provided:</b>	3,345
- <i>Average Hours of Service per Youth Served:</i>	68

---

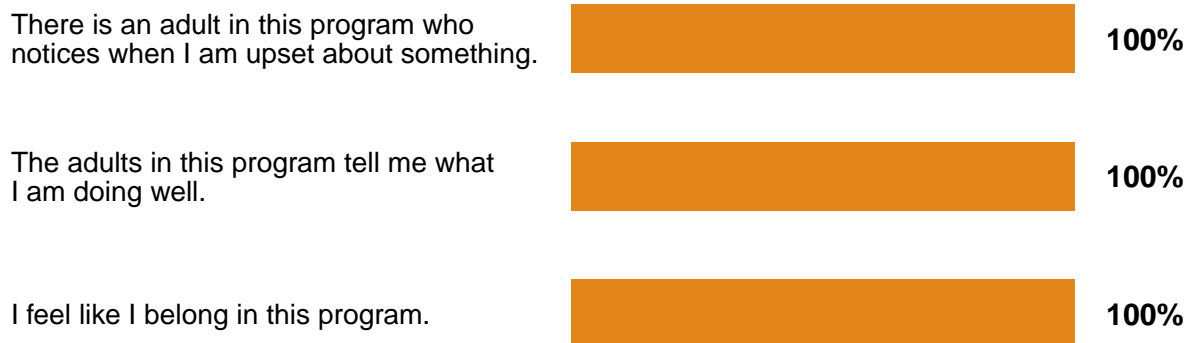
## Program Achievements: *How well did we do it?*

Percentages presented reflect how often youth agreed or strongly agreed with each statement below.

---

### Belonging, Connections, & Safety

#### Percent of Youth in Agreement (N = 5)



### Life Skill Building & Leadership

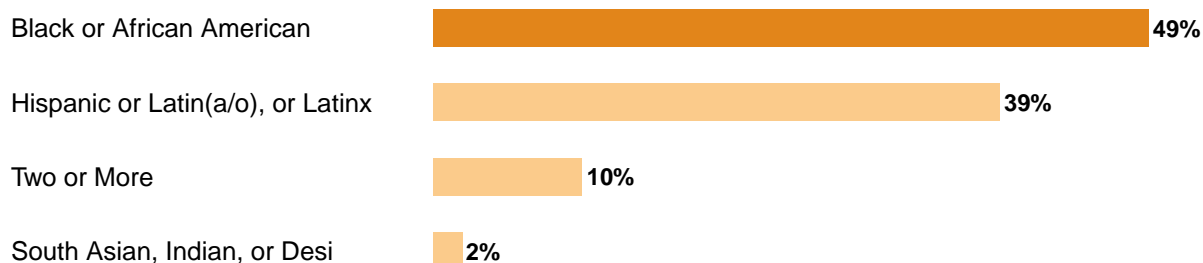
#### Percent of Youth in Agreement (N = 5)



# Youth Demographics

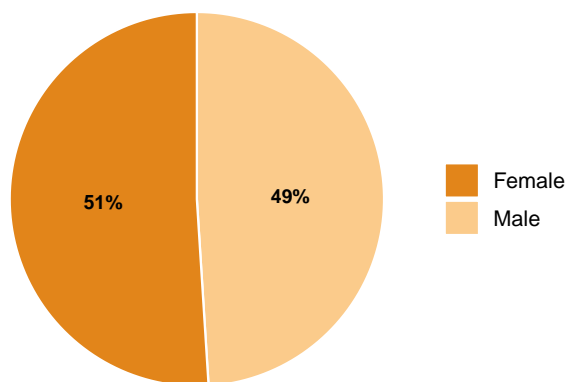
## Program Achievements: Who did we serve?

### Race/Ethnicity (N = 49)



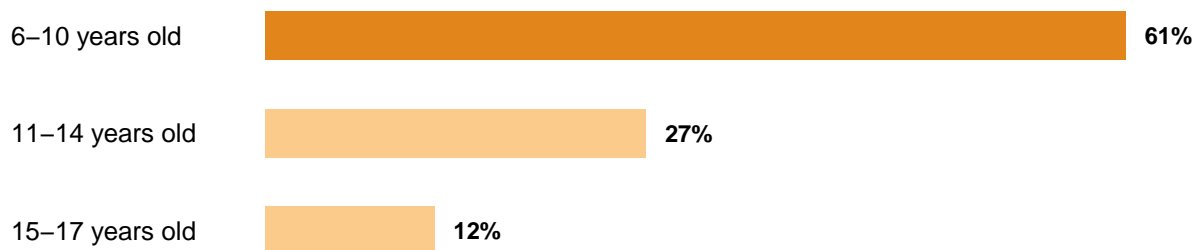
Categories with 0%: Afro-Caribbean or Afro-Latin(o/a), Afro-Latinx, American Indian or Alaskan Native, Arab and other Middle Eastern American, Asian, Asian American, Filipino, Decline to state, Other, Pacific Islander or Native Hawaiian, White, European, or Caucasian

### Gender Identity (N = 49)



Categories with 0%: Non-Binary, Other

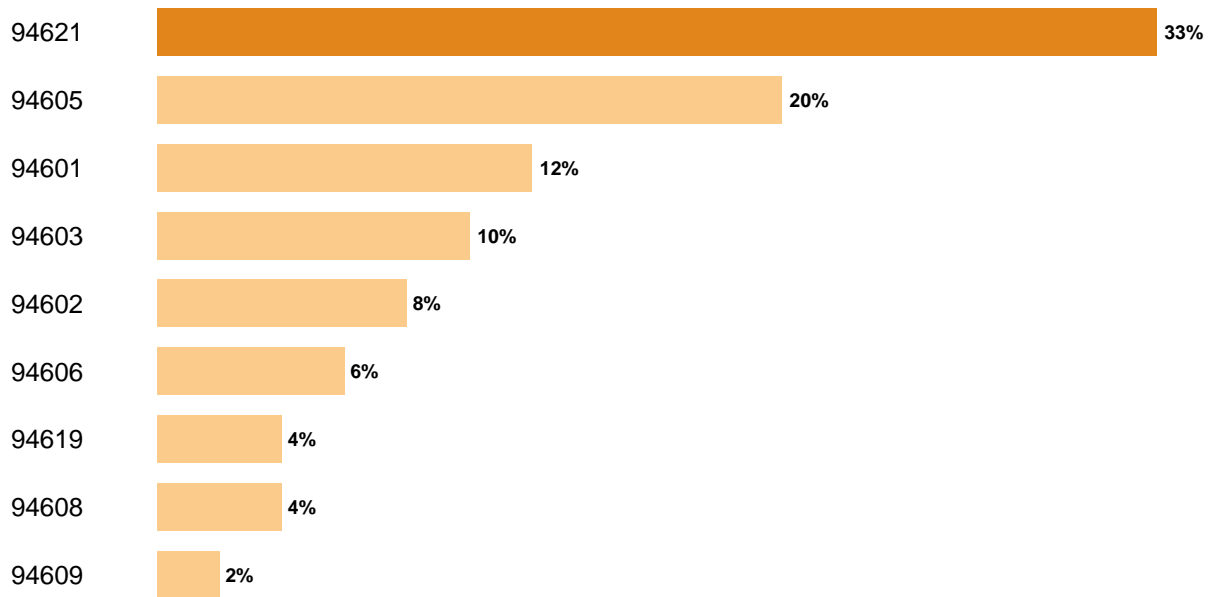
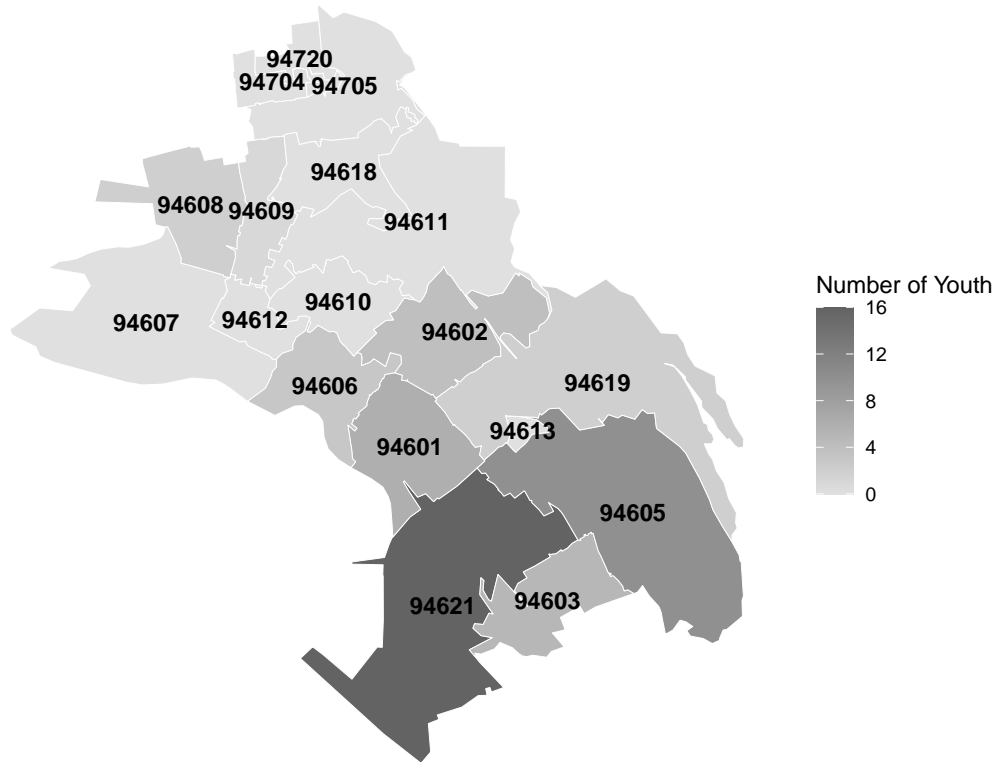
### Age (N = 49)



Categories with 0%: Unknown, 18+ years old, 0-5 years old

# Distribution of Youth Participants by Oakland Zip Code

(N = 49)



Categories with 0%: 94607, 94610, 94611, 94612, 94613, 94618, 94704, 94705, 94720, Homeless/Transitioning, Unknown

# Youth Survey Results: Strategy-Specific Measures

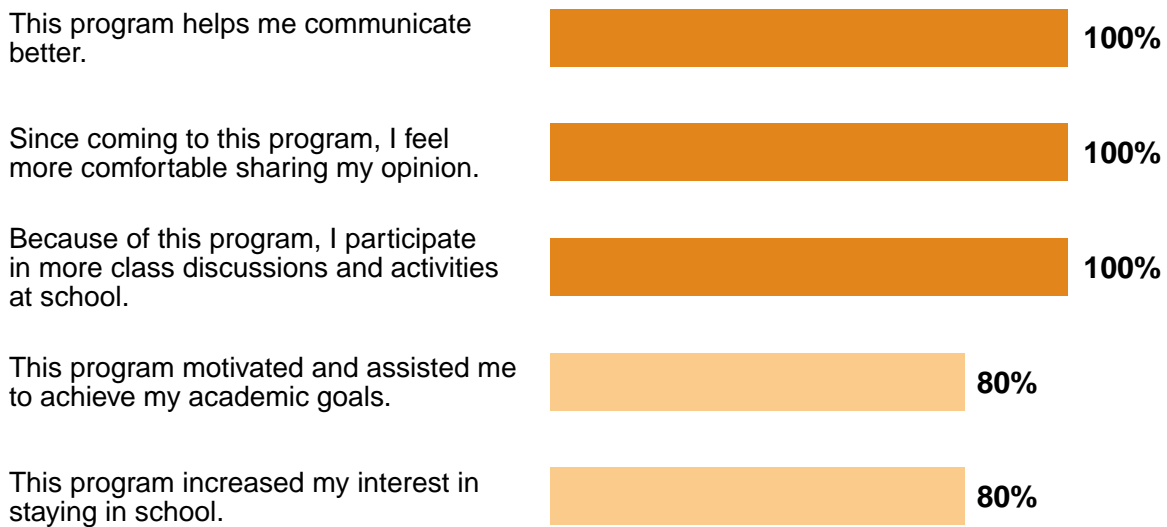
## Participant Outcomes: *Is anyone better off?*

Percentages presented reflect how often youth agreed or strongly agreed with each statement below.

---

### Academic Readiness & Support

#### Percent of Youth in Agreement (N = 5)



### Employment, Economic, & Future Well-being

#### Percent of Youth in Agreement (N = 5)





## Program Profile FY 2024-2025 OFCY Strategy: Summer Academic and Enrichment

**Agency Name:** Girls Inc of Alameda County

**Program:** Concordia

**Annual Grant Funding:** \$60,000

**Program Summary:** The Concordia Park Summer Program, a 4-week academic enrichment program for 94 East Oakland girls, grades 1st-7th, offers a safe environment and strong youth development-based programming. Located at the Girls Inc. Concordia Park Center, it will provide underserved girls with a broad range of learning and recreational opportunities to enhance their physical, social-emotional, artistic and academic development. To inspire girls to be strong, smart and bold, they will participate in day-long programming including health/nutrition, visual/ performing arts, sports, literacy, STEM and enrichment.

### Program Score Card

These select performance measures were identified by program staff, OFCY, and the evaluation team as indicative of programs' quality and success in working towards the strategic objectives for the Summer Academic and Enrichment strategy.

#### Program Achievements: *How much did we do?*

---

<b>Projected Number of Youth Served:</b>	94
<b>Actual Number of Youth Served:</b>	85
- <i>Percent Achieved Toward Goal of Total Youth Serviced:</i>	90%
<b>Total Hours of Service Provided:</b>	9,387
- <i>Average Hours of Service per Youth Served:</i>	110

---

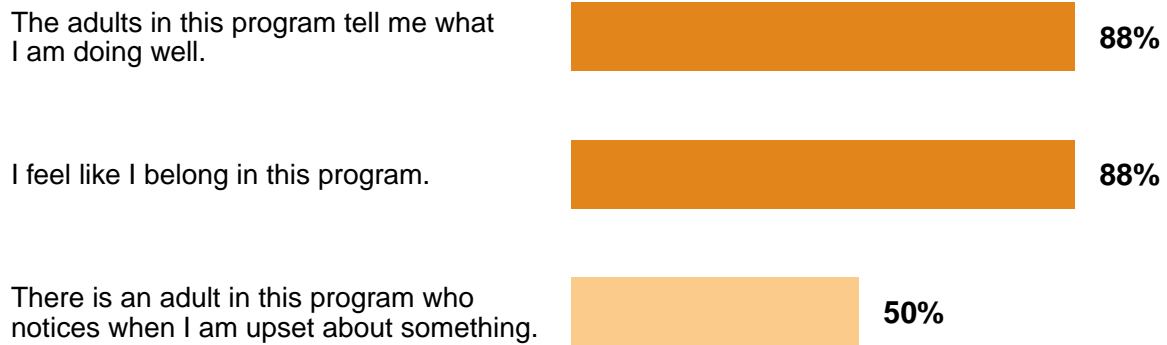
## Program Achievements: *How well did we do it?*

Percentages presented reflect how often youth agreed or strongly agreed with each statement below.

---

### Belonging, Connections, & Safety

#### Percent of Youth in Agreement (N = 8)



### Life Skill Building & Leadership

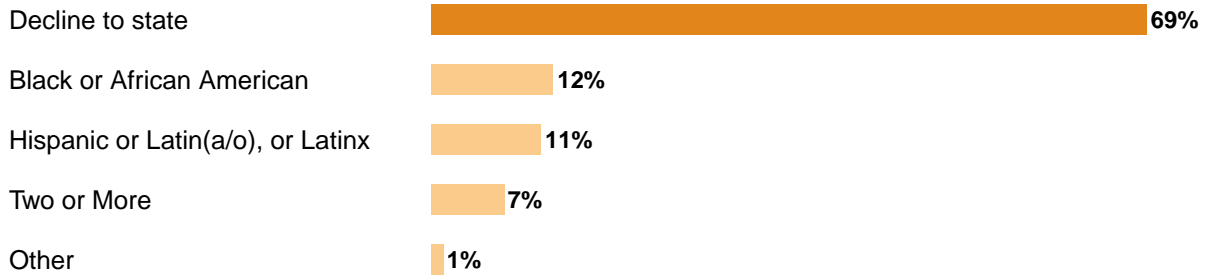
#### Percent of Youth in Agreement (N = 8)



# Youth Demographics

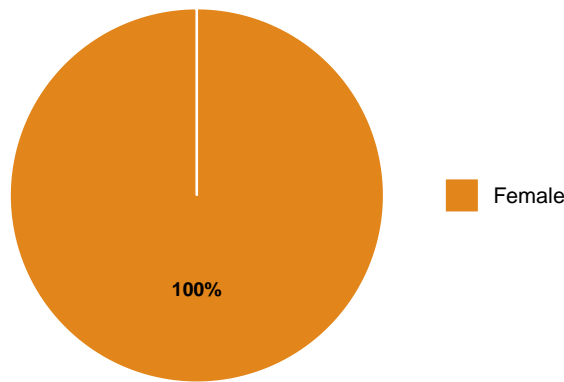
## Program Achievements: *Who did we serve?*

### Race/Ethnicity (N = 85)



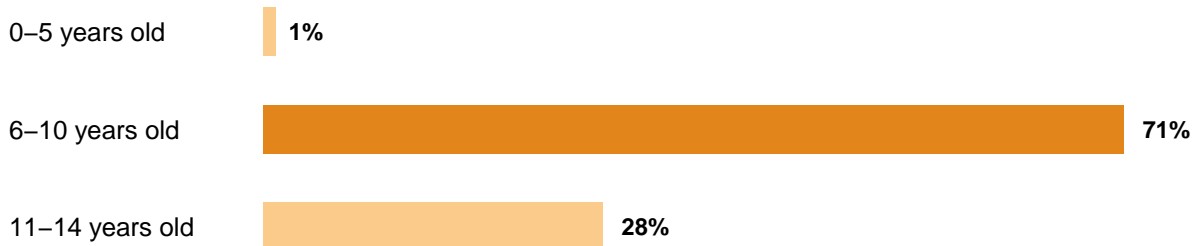
Categories with 0%: Afro-Caribbean or Afro-Latin(o/a), Afro-Latinx, American Indian or Alaskan Native, Arab and other Middle Eastern American, Asian, Asian American, Filipino, Pacific Islander or Native Hawaiian, South Asian, Indian, or Desi, White, European, or Caucasian

### Gender Identity (N = 85)



Categories with 0%: Male, Non-Binary, Other


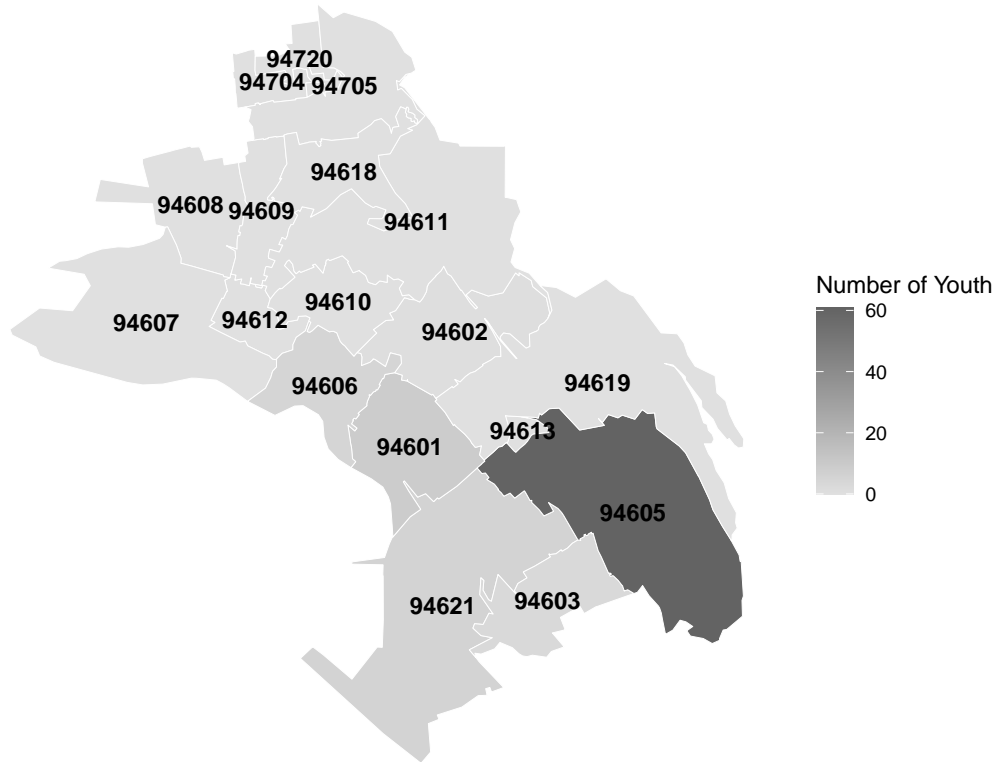
### Age (N = 85)



Categories with 0%: Unknown, 18+ years old, 15-17 years old

# Distribution of Youth Participants by Oakland Zip Code

(N = 85)



Categories with 0%: 94607, 94608, 94609, 94610, 94611, 94612, 94613, 94618, 94619, 94704, 94705, 94720, Homeless/Transitioning, Unknown

## Youth Survey Results: Strategy-Specific Measures

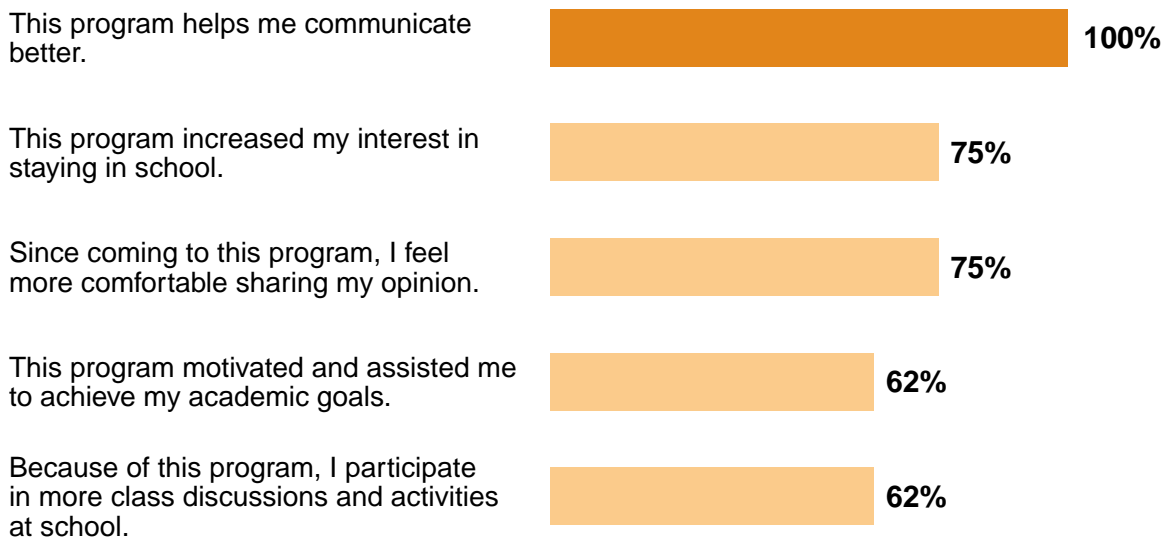
### Participant Outcomes: *Is anyone better off?*

Percentages presented reflect how often youth agreed or strongly agreed with each statement below.

---

### Academic Readiness & Support

#### Percent of Youth in Agreement (N = 8)



### Employment, Economic, & Future Well-being

#### Percent of Youth in Agreement (N = 8)





## Program Profile FY 2024-2025 OFCY Strategy: Summer Academic and Enrichment

**Agency Name:** Lincoln  
**Program:** Oakland Freedom Schools (OFS)  
**Annual Grant Funding:** \$150,000

**Program Summary:** Lincoln’s Oakland Freedom Schools (OFS) is a six-week summer academic, literacy, and cultural enrichment program. OFS will serve 120 students, grades K-8, at two OUSD schools: Prescott Elementary School and Markham Elementary School. OFS prevents summer learning loss, enables summer learning gains, deepens leadership skills, improves self-concept, and strengthens community connections, while addressing the opportunity gap. Parent support is provided via parent meetings and on-going ‘Chat and Chews’. OFS’ high-energy, hands-on strategies provide a stimulating, strengths-based approach to learning.

### Program Score Card

These select performance measures were identified by program staff, OFCY, and the evaluation team as indicative of programs’ quality and success in working towards the strategic objectives for the Summer Academic and Enrichment strategy.

#### Program Achievements: *How much did we do?*

---

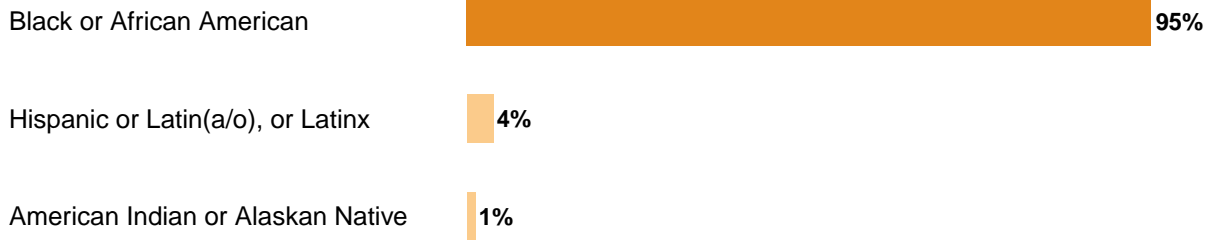
<b>Projected Number of Youth Served:</b>	120
<b>Actual Number of Youth Served:</b>	82
- <i>Percent Achieved Toward Goal of Total Youth Served:</i>	68%
<b>Total Hours of Service Provided:</b>	14,931
- <i>Average Hours of Service per Youth Served:</i>	182

---

# Youth Demographics

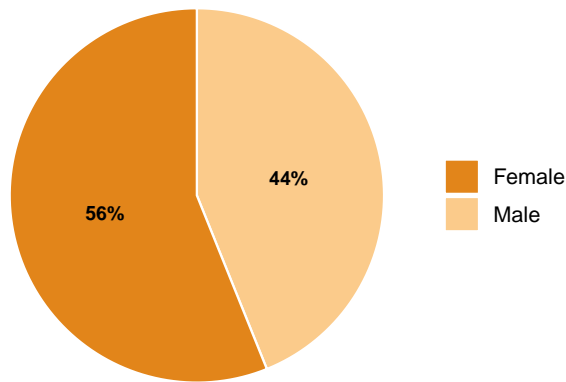
## Program Achievements: *Who did we serve?*

### Race/Ethnicity (N = 82)



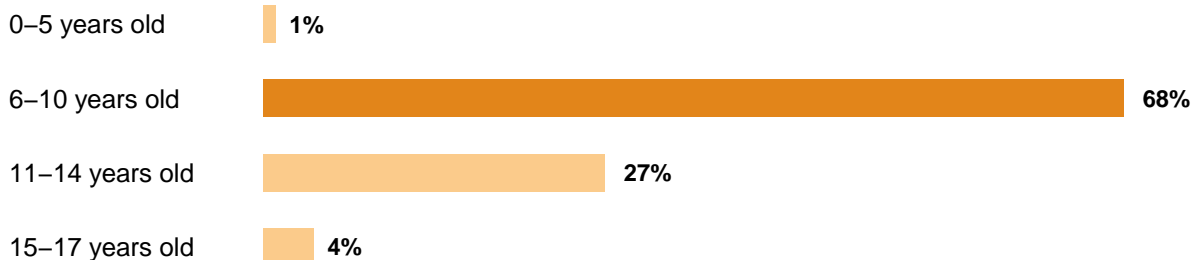
Categories with 0%: Afro-Caribbean or Afro-Latin(o/a), Afro-Latinx, Arab and other Middle Eastern American, Asian, Asian American, Filipino, Decline to state, Other, Pacific Islander or Native Hawaiian, South Asian, Indian, or Desi, Two or More, White, European, or Caucasian

### Gender Identity (N = 82)



Categories with 0%: Non-Binary, Other

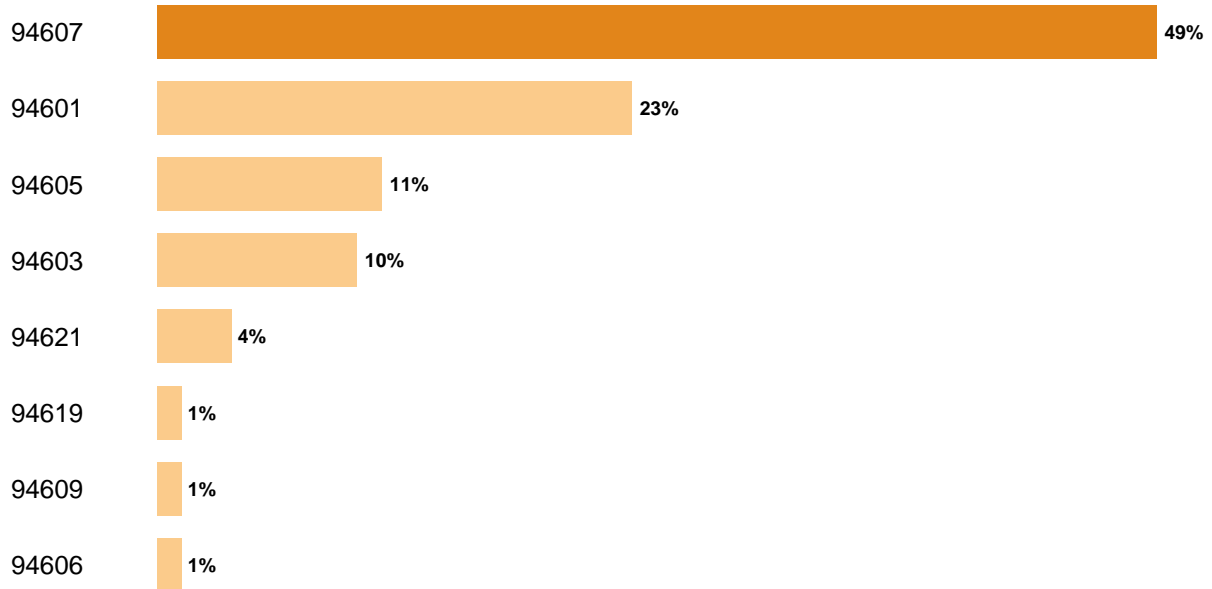
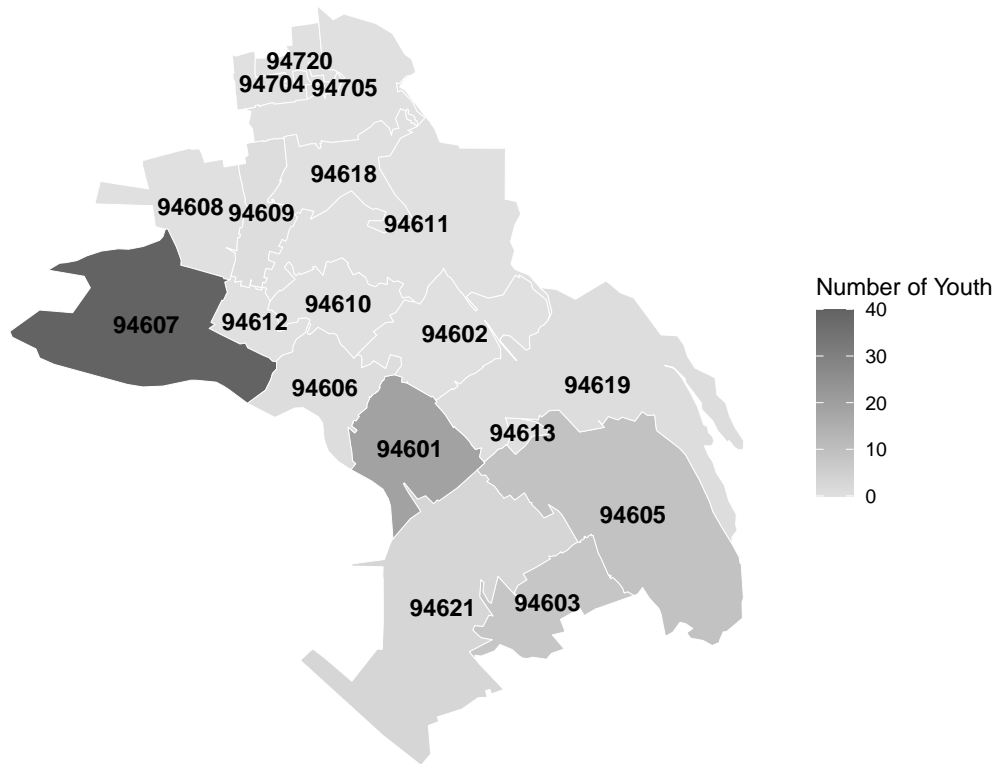
### Age (N = 82)



Categories with 0%: Unknown, 18+ years old

# Distribution of Youth Participants by Oakland Zip Code

(N = 82)



Categories with 0%: 94602, 94608, 94610, 94611, 94612, 94613, 94618, 94704, 94705, 94720, Homeless/Transitioning, Unknown



## Program Profile FY 2024-2025 OFCY Strategy: Summer Academic and Enrichment

**Agency Name:** Oakland Parks, Recreation & Youth Development

**Program:** Oakland Fine Art Summer School

**Annual Grant Funding:** \$50,000

**Program Summary:** Since 1995 Oakland Fine Art Summer School (OFASS) has been a path towards summer fun and education for 220, K to 5th grade Oakland youth, currently attending OUSD schools. OFASS is a full day, 4-week intensive summer program concentrating on Drama, Dance, Music and Visual Arts. This program is located at an OUSD school site. This partnership between OUSD and OPRYD allows youth throughout the city that are not normally exposed to art, to have an opportunity to participate in a full day of art programs. Through this artistic educational experience, sensory stimulation is developed.

### Program Score Card

These select performance measures were identified by program staff, OFCY, and the evaluation team as indicative of programs' quality and success in working towards the strategic objectives for the Summer Academic and Enrichment strategy.

#### Program Achievements: *How much did we do?*

---

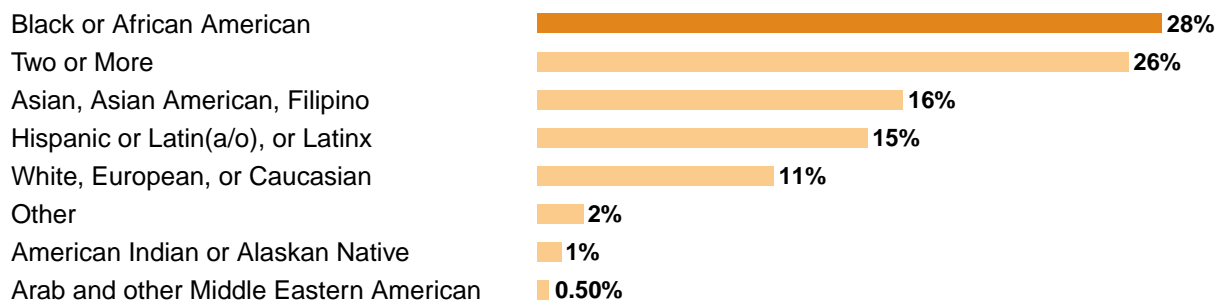
<b>Projected Number of Youth Served:</b>	205
<b>Actual Number of Youth Served:</b>	189
- <i>Percent Achieved Toward Goal of Total Youth Served:</i>	92%
<b>Total Hours of Service Provided:</b>	12,100
- <i>Average Hours of Service per Youth Served:</i>	64

---

# Youth Demographics

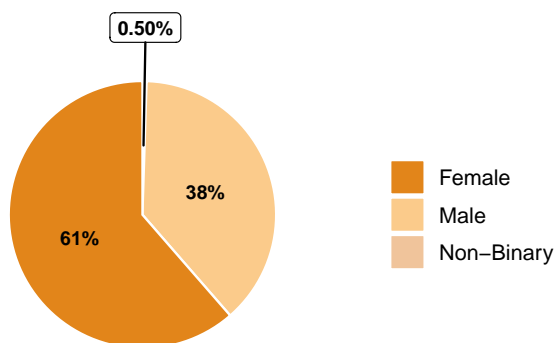
## Program Achievements: *Who did we serve?*

### Race/Ethnicity (N = 189)



Categories with 0%: Afro-Caribbean or Afro-Latin(o/a), Afro-Latinx, Decline to state, Pacific Islander or Native Hawaiian, South Asian, Indian, or Desi

### Gender Identity (N = 189)



Categories with 0%: Other

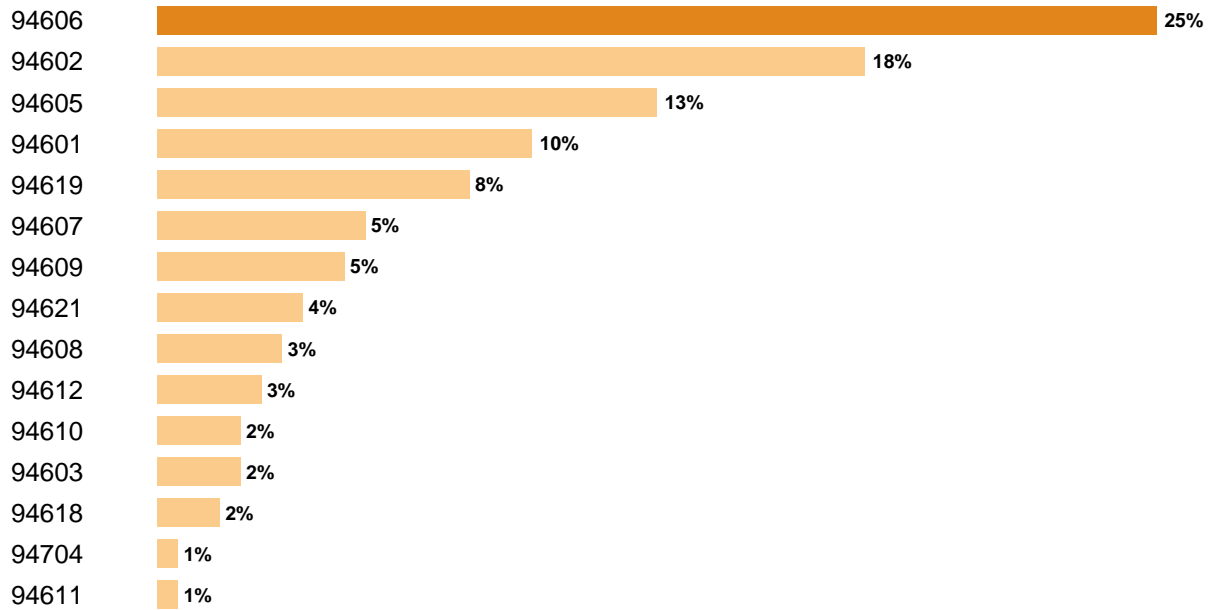
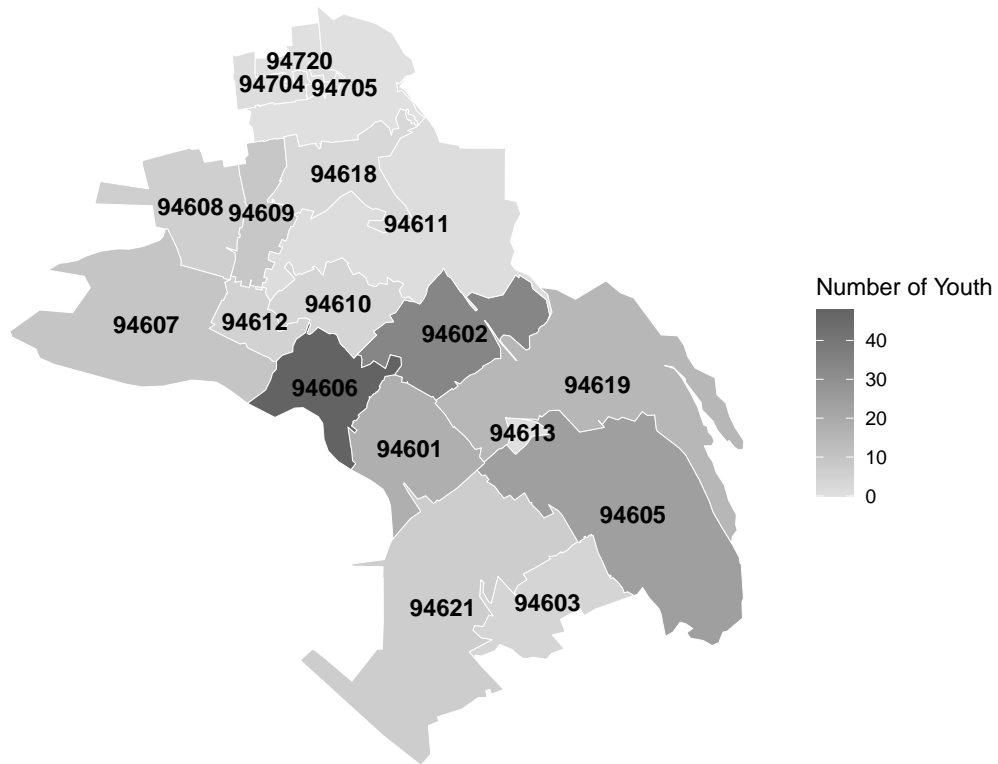
### Age (N = 189)



Categories with 0%: Unknown, 18+ years old, 15-17 years old

# Distribution of Youth Participants by Oakland Zip Code

(N = 189)



Categories with 0%: 94613, 94705, 94720, Homeless/Transitioning, Unknown



## Program Profile FY 2024-2025 OFCY Strategy: Summer Academic and Enrichment

**Agency Name:** Prescott Circus Theatre  
**Program:** Summer Circus and Academic Program  
**Annual Grant Funding:** \$51,000

**Program Summary:** Prescott Circus Theatre will provide a summer program of Circus Arts, Academic Enrichment, and Leadership Training serving 30 students ages 8–21 for 6 weeks, M-F, plus additional community events. Participants will work with professional artists to develop circus and life skills through culturally-relevant instruction. They will also engage in project based learning activities that promote literacy and critical thinking to prevent summer academic lags. Youth will have recreational options, perform on a rotating basis, and participate in final performances for over 800 Oakland children.

### Program Score Card

These select performance measures were identified by program staff, OFCY, and the evaluation team as indicative of programs' quality and success in working towards the strategic objectives for the Summer Academic and Enrichment strategy.

#### Program Achievements: *How much did we do?*

---

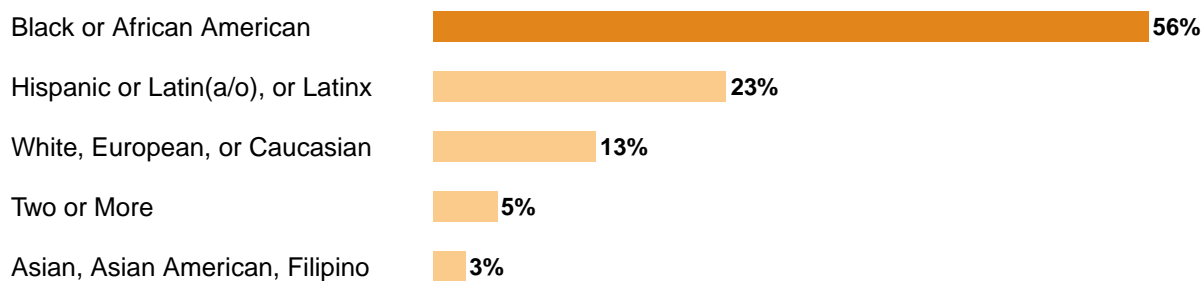
<b>Projected Number of Youth Served:</b>	30
<b>Actual Number of Youth Served:</b>	39
- <i>Percent Achieved Toward Goal of Total Youth Serviced:</i>	130%
<b>Total Hours of Service Provided:</b>	5,174
- <i>Average Hours of Service per Youth Served:</i>	133

---

# Youth Demographics

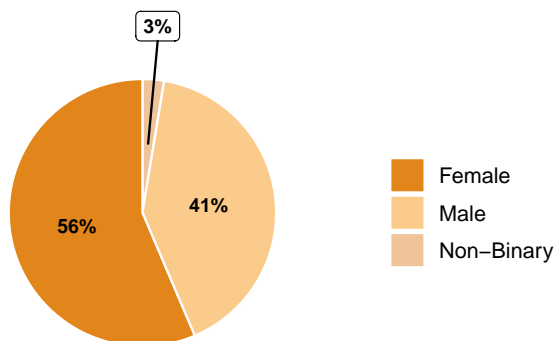
## Program Achievements: Who did we serve?

### Race/Ethnicity (N = 39)



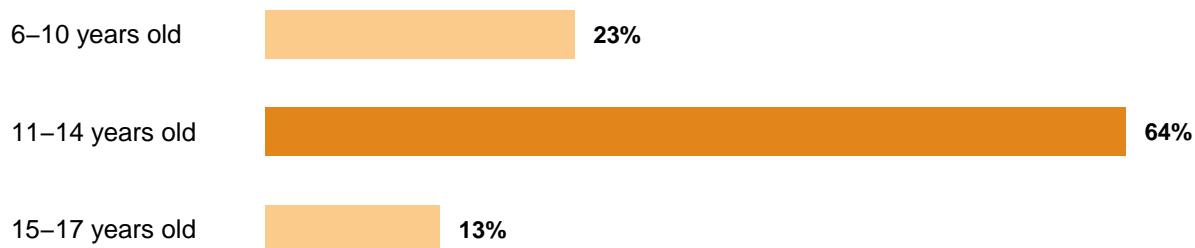
Categories with 0%: Afro-Caribbean or Afro-Latin(o/a), Afro-Latinx, American Indian or Alaskan Native, Arab and other Middle Eastern American, Decline to state, Other, Pacific Islander or Native Hawaiian, South Asian, Indian, or Desi

### Gender Identity (N = 39)



Categories with 0%: Other

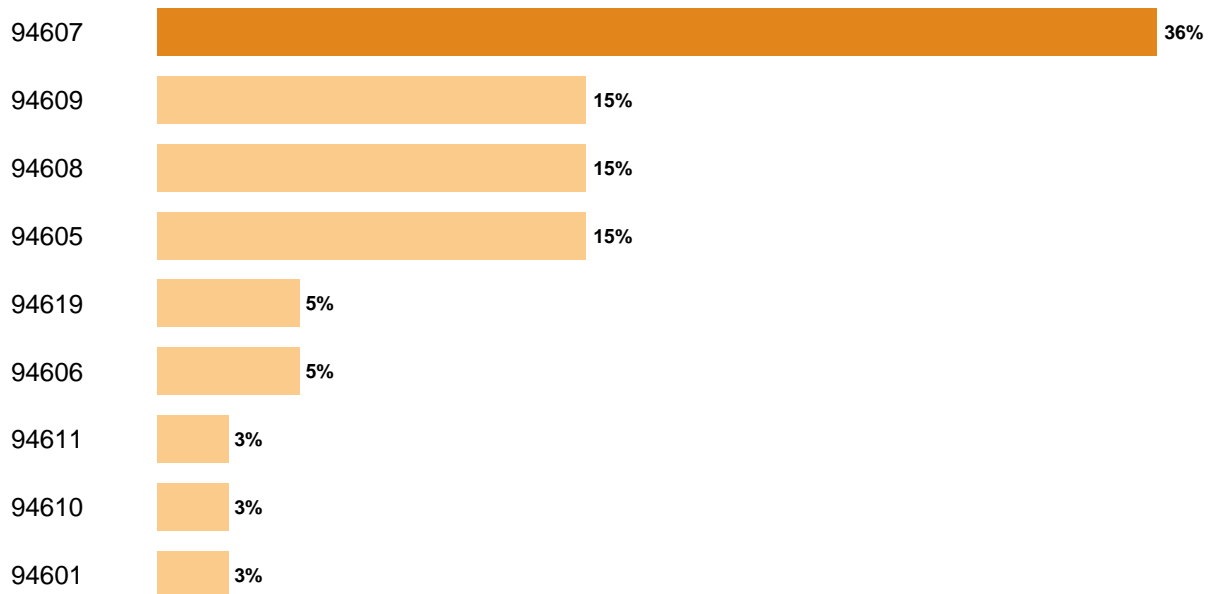
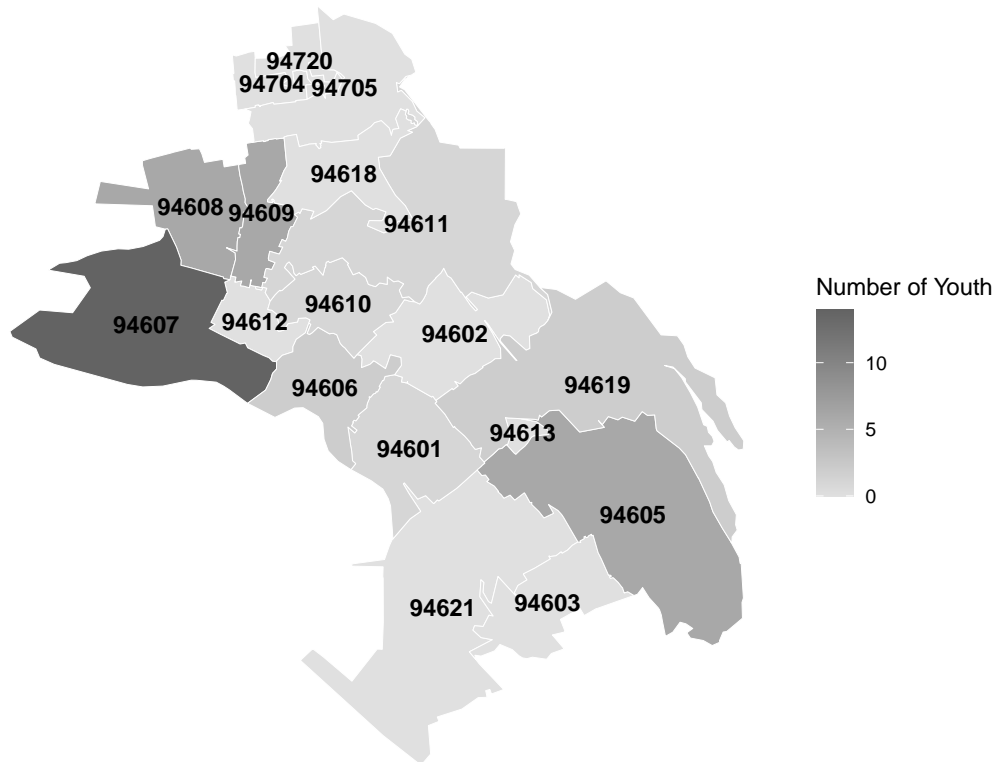
### Age (N = 39)



Categories with 0%: Unknown, 18+ years old, 0-5 years old

# Distribution of Youth Participants by Oakland Zip Code

(N = 39)



Categories with 0%: 94602, 94603, 94612, 94613, 94618, 94621, 94704, 94705, 94720, Homeless/Transitioning, Unknown