



Program Profiles FY 2024-2025

OFCY Strategy: Social-Emotional Well-Being in Early Childhood

Agency Name / Program Name	
LifeLong Medical Care / Project Pride	<u>2 - 10</u>
Lincoln / Early Childhood Mental Health Collaborative	<u>11 - 18</u>
Oakland Parks, Recreation & Youth Development / Community Adventure Pre-K Playgroup (C.A.P.P)	<u>19 - 27</u>
Through the Looking Glass / Nurturing Relationships and Strengths of 0-5 Children and Their Families	<u>28 - 36</u>



Program Profile FY 2024-2025 OFCY Strategy: Social-Emotional Well-Being in Early Childhood

Agency Name: LifeLong Medical Care

Program: Project Pride

Annual Grant Funding: \$75,000

Program Summary: LifeLong Medical Care proposes to continue the Children’s Services Program at Project Pride, its residential treatment program. The program will serve a minimum of 20 children and 20 adults annually. It will provide developmental assessments, parenting education groups, parent/child dyad sessions, case management for parenting needs, and field trips/activities for the mothers and children. Length of stay at Project Pride is typically between 4 to 12 months. The goal is to reduce the children’s risk for adverse childhood events and strengthen the mother’s understanding of healthy development.

Program Score Card

These select performance measures were identified by program staff, OFCY, and the evaluation team as indicative of programs’ quality and success in working towards the strategic objectives for the Social-Emotional Well-Being in Early Childhood strategy.

Program Achievements: *How much did we do?*

Projected Number of Youth Served:	20
Actual Number of Youth Served:	15
- <i>Percent Achieved Toward Goal of Total Youth Served:</i>	75%
Total Hours of Service Provided:	221
- <i>Average Hours of Service per Youth Served:</i>	15





Projected Number of Adults Served:	20
Actual Number of Adults Served:	51
- <i>Percent Achieved Toward Goal of Total Adults Served:</i>	255%
Total Hours of Service Provided:	1,806
- <i>Average Hours of Service per Adult Served:</i>	35

Program Achievements: *How well did we do it?*

Percentages presented reflect how often parents/caregivers agreed or strongly agreed with each statement below.









Program Environment & Access

Percent of Parents/Caregivers in Agreement (N = 2)

There is someone in this program who notices when I am upset.		100%
The program times work for our schedule.		100%
The program location is convenient and easy to get to.		100%
The program environment is clean, child friendly, and safe.		100%

Belonging, Connections, & Safety

Percent of Parents/Caregivers in Agreement (N = 2)

There is someone who cares about me in this program.		100%
The program staff help to make me feel comfortable and supported.		100%
The program staff encourage me to try harder.		100%
The other participants in this program listen to my ideas.		100%
Program staff work well with families from different backgrounds.		100%
Program staff do a good job of responding to my questions and concerns.		100%
In this program, I feel included.		100%
I feel safe in this program.		100%

Life Skill Building & Leadership

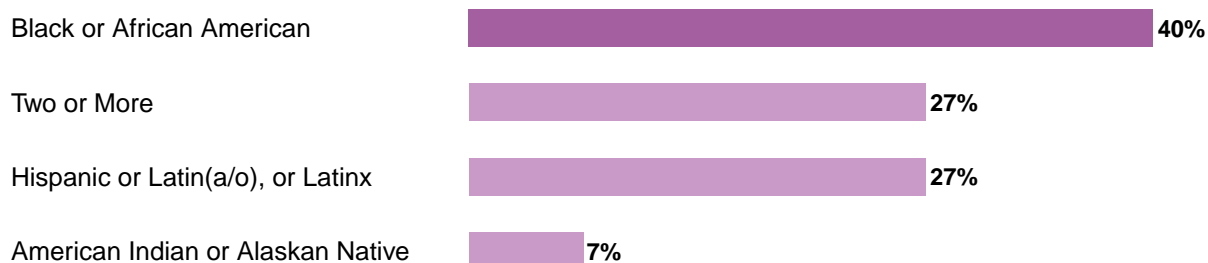
Percent of Parents/Caregivers in Agreement (N = 2)



Youth Demographics

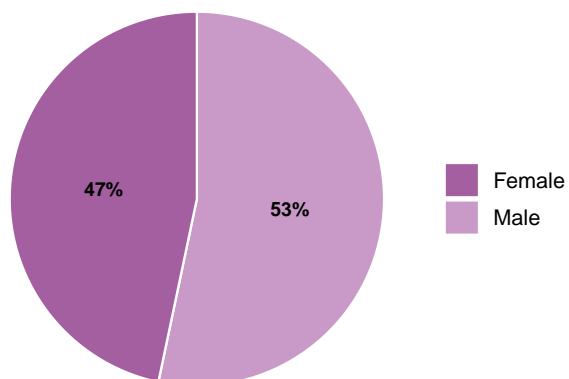
Program Achievements: *Who did we serve?*

Race/Ethnicity (N = 15)



Categories with 0%: Afro-Caribbean or Afro-Latin(o/a), Afro-Latinx, Arab and other Middle Eastern American, Asian, Asian American, Filipino, Decline to state, Other, Pacific Islander or Native Hawaiian, South Asian, Indian, or Desi, White, European, or Caucasian

Gender Identity (N = 15)



Categories with 0%: Non-Binary, Other

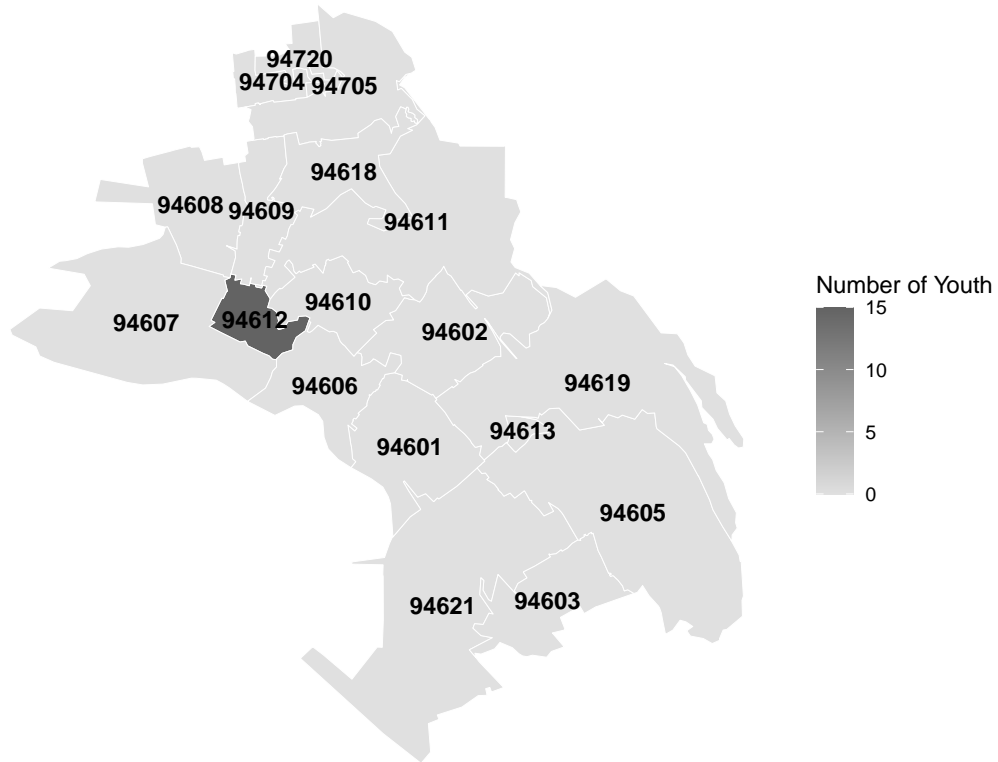
Age (N = 15)




Categories with 0%: 18+ years old, 15-17 years old, 11-14 years old

Distribution of Youth Participants by Oakland Zip Code

(N = 15)



94612



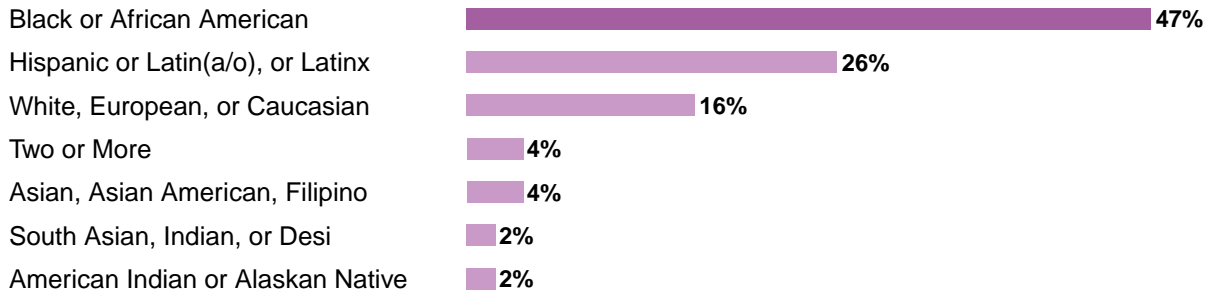
100%

Categories with 0%: 94601, 94602, 94603, 94605, 94606, 94607, 94608, 94609, 94610, 94611, 94613, 94618, 94619, 94621, 94704, 94705, 94720, Homeless/Transitioning, Unknown

Adult Demographics

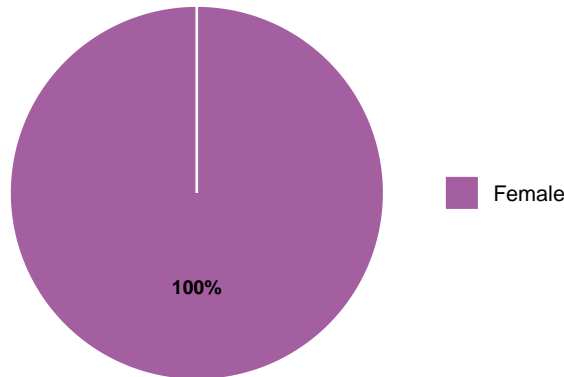
Program Achievements: *Who did we serve?*

Race/Ethnicity (N = 51)



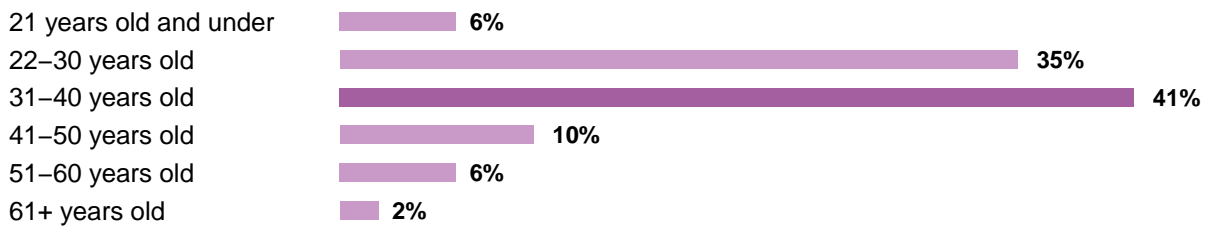
Categories with 0%: Afro-Caribbean or Afro-Latin(o/a), Afro-Latinx, Arab and other Middle Eastern American, Decline to state, Other, Pacific Islander or Native Hawaiian

Gender Identity (N = 51)



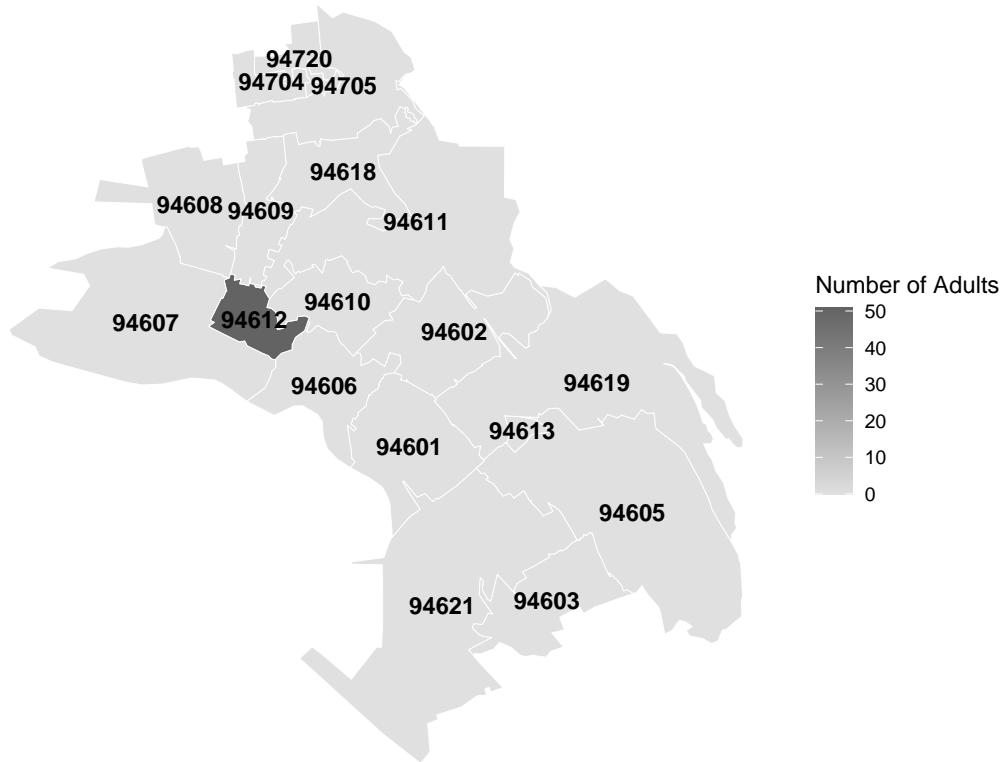
Categories with 0%: Male, Non-Binary, Other

Age (N = 51)



Distribution of Adult Participants by Oakland Zip Code

(N = 51)



Categories with 0%: 94601, 94602, 94603, 94605, 94606, 94607, 94608, 94609, 94610, 94611, 94613, 94618, 94619, 94621, 94704, 94705, 94720, Homeless/Transitioning

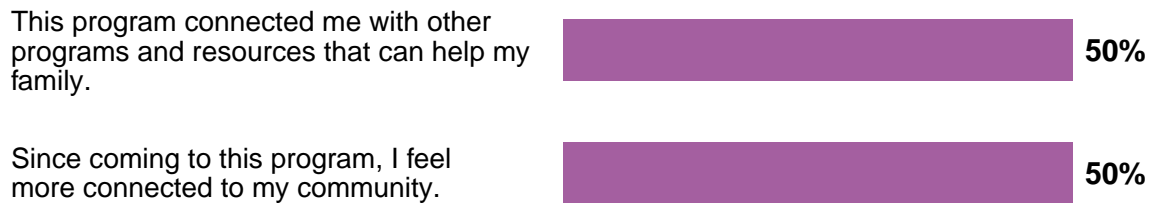
Parent/Caregiver Survey Results

Participant Outcomes: *Is anyone better off?*

Percentages presented reflect how often parents/caregivers agreed or strongly agreed with each statement below.

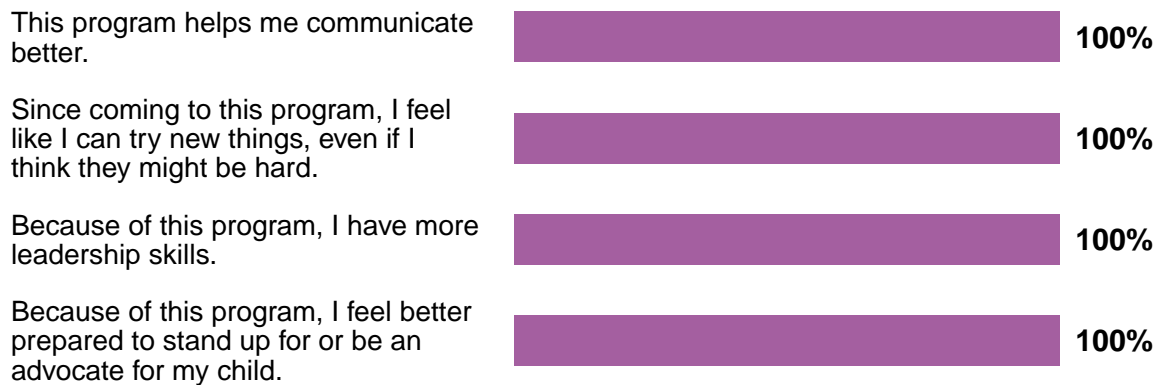
Social & Resource Connections

Percent of Parents/Caregivers in Agreement (N = 2)



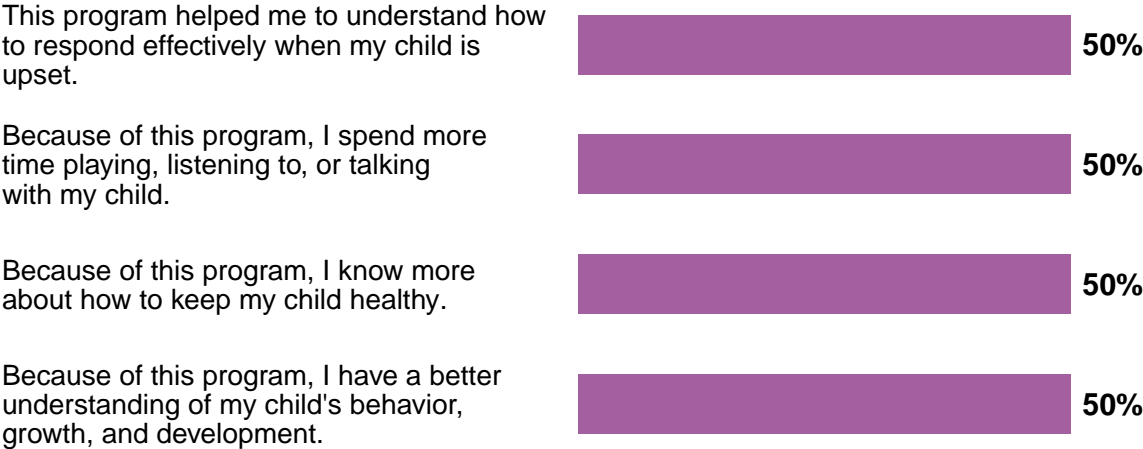
Parenting & Leadership Skills

Percent of Parents/Caregivers in Agreement (N = 2)



Child Development, Health, & Well-being

Percent of Parents/Caregivers in Agreement (N = 2)





Program Profile FY 2024-2025
OFCY Strategy: Social-Emotional Well-Being in Early Childhood

Agency Name: Lincoln
Program: Early Childhood Mental Health Collaborative
Annual Grant Funding: \$475,000

Program Summary: Lincoln’s Early Childhood Collaborative (Lincoln, UCSFBCCHO, and OTTP) will provide services at 12 OUSD Child Development Centers to educators, and 1,000 low-income, at-risk children, ages 2-5, and 250 caregivers annually. Services include social-emotional and developmental screenings, child specific consultations, workshops with caregivers and educators, community events, resource linkages, child/family treatment with mental health professionals to promote socio-emotional well-being, and the early identification and treatment of developmental delays and behavior concerns in children.

Program Score Card

These select performance measures were identified by program staff, OFCY, and the evaluation team as indicative of programs’ quality and success in working towards the strategic objectives for the Social-Emotional Well-Being in Early Childhood strategy.

Program Achievements: *How much did we do?*

Projected Number of Youth Served:	1600
Actual Number of Youth Served:	39
- <i>Percent Achieved Toward Goal of Total Youth Serviced:</i>	2%
Total Hours of Service Provided:	5,145
- <i>Average Hours of Service per Youth Served:</i>	132

Projected Number of Adults Served:	30
Actual Number of Adults Served:	5
- <i>Percent Achieved Toward Goal of Total Adults Serviced:</i>	17%
Total Hours of Service Provided:	29
- <i>Average Hours of Service per Adult Served:</i>	6

Program Achievements: *How well did we do it?*

Percentages presented reflect how often parents/caregivers agreed or strongly agreed with each statement below.

Program Environment & Access

Percent of Parents/Caregivers in Agreement (N = 1)

There is someone in this program who notices when I am upset.  100%

Belonging, Connections, & Safety

Percent of Parents/Caregivers in Agreement (N = 1)

There is someone who cares about me in this program.  100%

The program staff help to make me feel comfortable and supported.  100%

The program staff encourage me to try harder.  100%

The other participants in this program listen to my ideas.  100%

In this program, I feel included.  100%

I feel safe in this program.  100%

Life Skill Building & Leadership

Percent of Parents/Caregivers in Agreement (N = 1)

This program helps me to make friends.

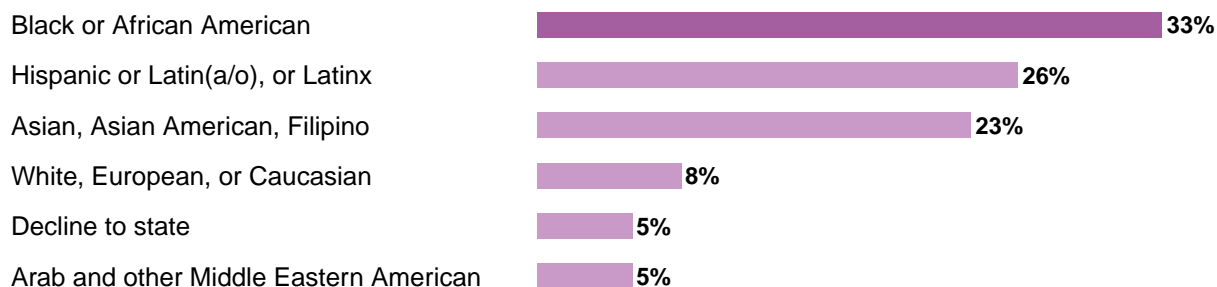


100%

Youth Demographics

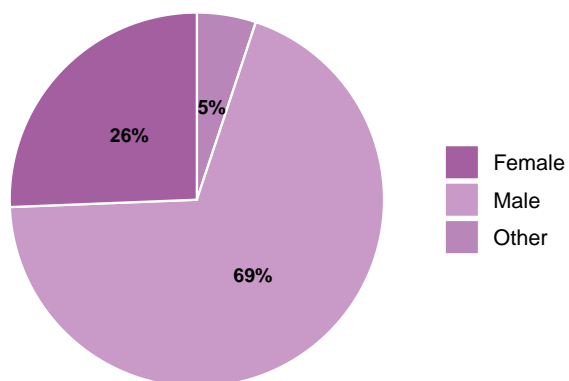
Program Achievements: *Who did we serve?*

Race/Ethnicity (N = 39)



Categories with 0%: Afro-Caribbean or Afro-Latin(o/a), Afro-Latinx, American Indian or Alaskan Native, Other, Pacific Islander or Native Hawaiian, South Asian, Indian, or Desi, Two or More

Gender Identity (N = 39)



Categories with 0%: Non-Binary

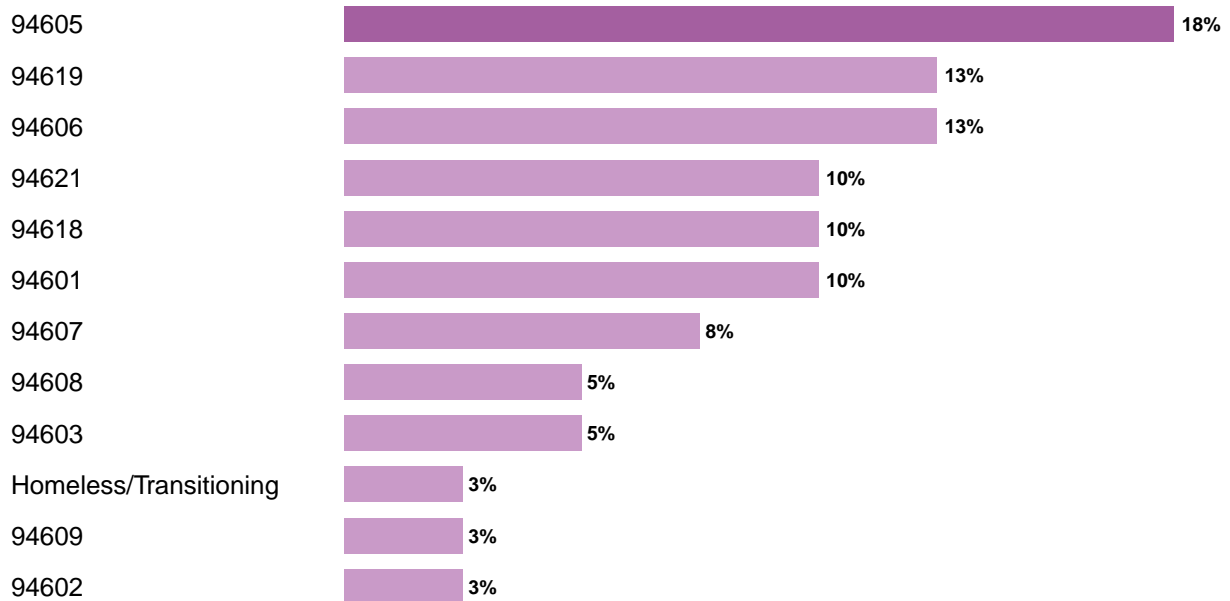
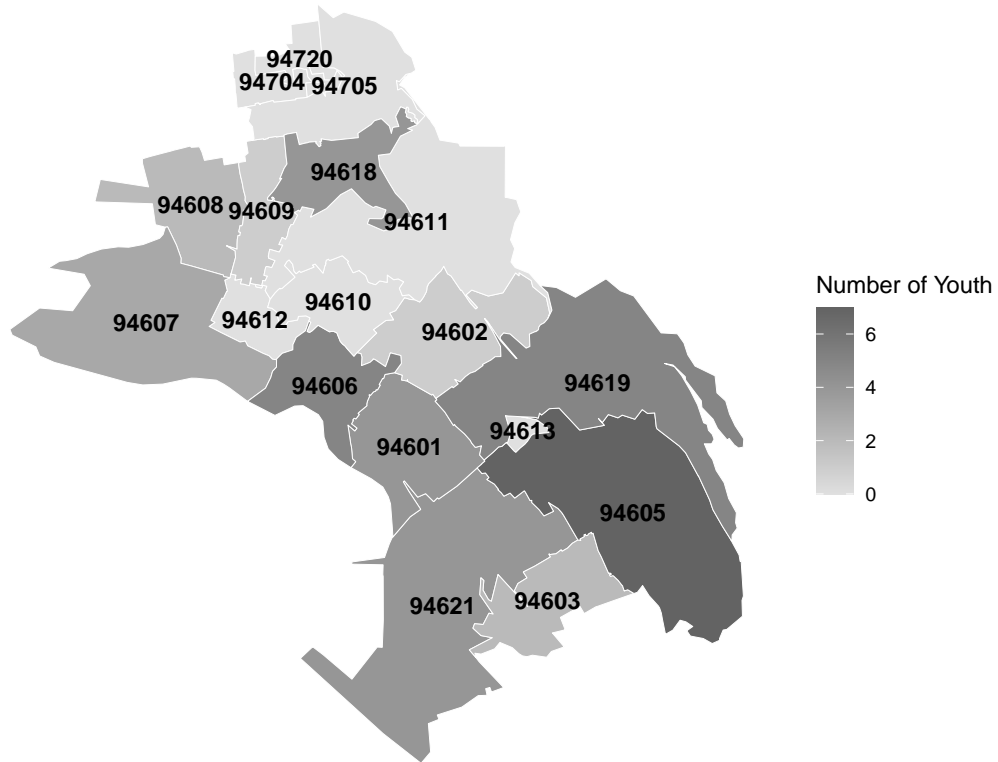
Age (N = 39)



Categories with 0%: Unknown, 15-17 years old, 11-14 years old

Distribution of Youth Participants by Oakland Zip Code

(N = 39)

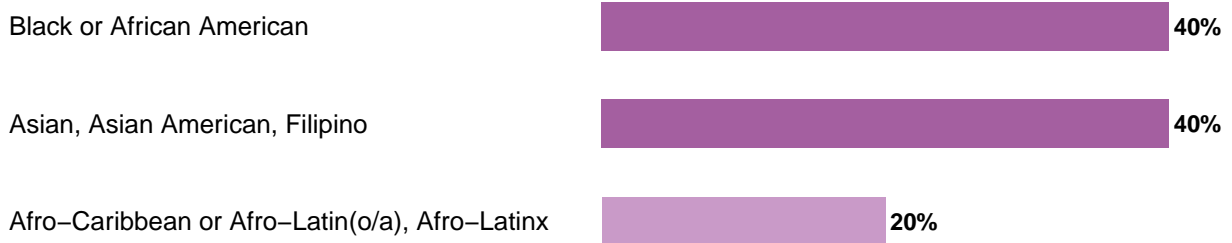


Categories with 0%: 94610, 94611, 94612, 94613, 94704, 94705, 94720, Unknown

Adult Demographics

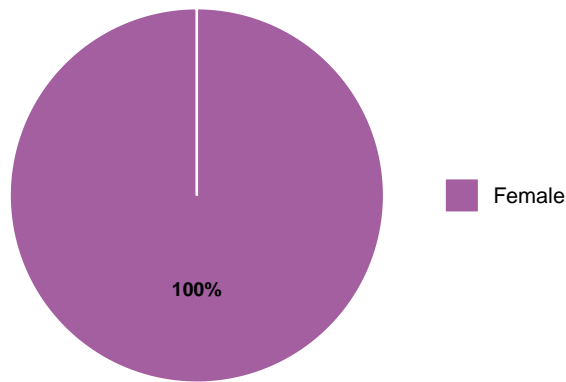
Program Achievements: *Who did we serve?*

Race/Ethnicity (N = 5)



Categories with 0%: American Indian or Alaskan Native, Arab and other Middle Eastern American, Decline to state, Hispanic or Latin(a/o), or Latinx, Other, Pacific Islander or Native Hawaiian, South Asian, Indian, or Desi, Two or More, White, European, or Caucasian

Gender Identity (N = 5)



Categories with 0%: Male, Non-Binary, Other

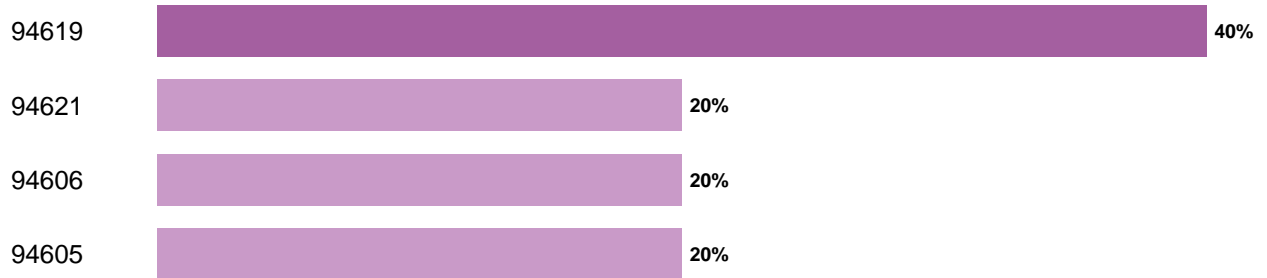
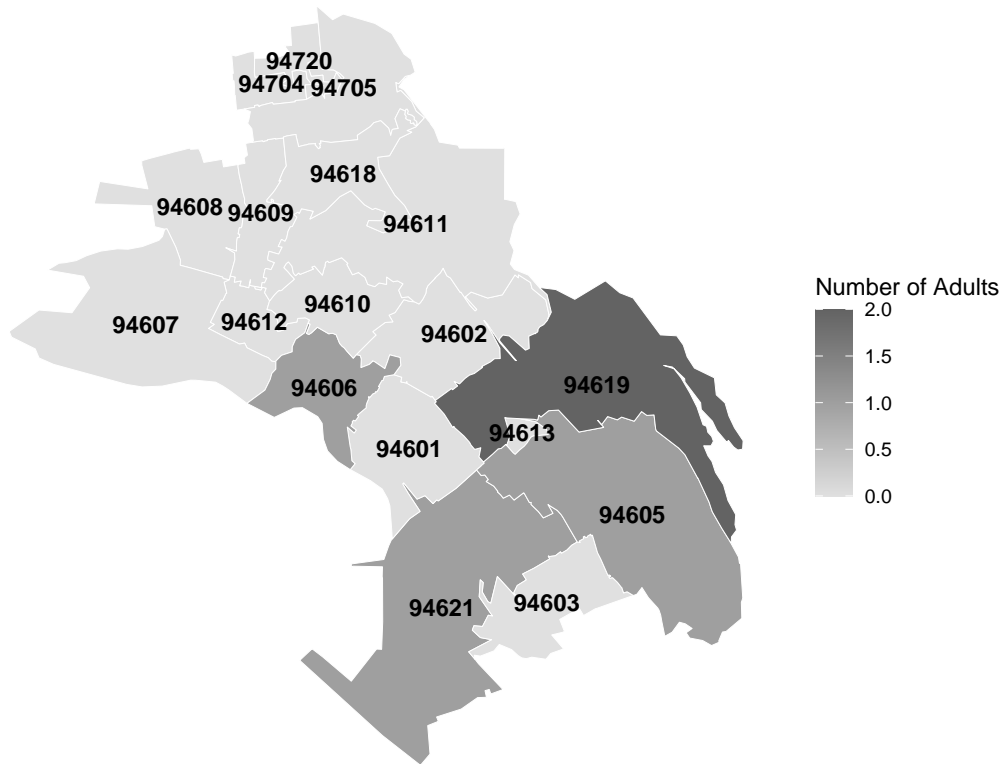
Age (N = 5)



Categories with 0%: 21 years old and under, 51-60 years old, 61+ years old

Distribution of Adult Participants by Oakland Zip Code

(N = 5)



Categories with 0%: 94601, 94602, 94603, 94607, 94608, 94609, 94610, 94611, 94612, 94613, 94618, 94704, 94705, 94720, Homeless/Transitioning

Parent/Caregiver Survey Results

Participant Outcomes: *Is anyone better off?*

Percentages presented reflect how often parents/caregivers agreed or strongly agreed with each statement below.

Social & Resource Connections

Percent of Parents/Caregivers in Agreement (N = 1)

Since coming to this program, I feel more connected to my community.  100%

Parenting & Leadership Skills

Percent of Parents/Caregivers in Agreement (N = 1)

This program helps me communicate better.  100%

Since coming to this program, I feel like I can try new things, even if I think they might be hard.  100%

Because of this program, I have more leadership skills.  100%



Program Profile FY 2024-2025
OFCY Strategy: Social-Emotional Well-Being in Early Childhood

Agency Name: Oakland Parks, Recreation & Youth Development
Program: Community Adventure Pre-K Playgroup (C.A.P.P)
Annual Grant Funding: \$100,000

Program Summary: C. A.P.P. is a program projected to serve 60 children ages 0-5 in Oakland and their parents/ caregivers at 3 Recreation centers twice a week from September–May. The program hours are 9:30-12PM. C.A.P.P. sites are located in low-income communities to support the underserved. Playgroups will provide healthy snacks daily and focus on preschool/kindergarten readiness by providing circle time, arts and crafts projects, story time, field trips, and much more. Youth will learn fundamental concepts such as days of the week, months of the year, colors, seasons, and develop familiarity with letters, numbers, and counting. This program also supports social emotional learning, fine and gross motor skill development, and cognitive development. The desired outcome is for families to build a community and for the children to leave from our program being equipped with the skills to thrive in a full-time preschool/kindergarten learning environment.

Program Score Card

These select performance measures were identified by program staff, OFCY, and the evaluation team as indicative of programs’ quality and success in working towards the strategic objectives for the Social-Emotional Well-Being in Early Childhood strategy.

Program Achievements: *How much did we do?*

Projected Number of Youth Served:	30
Actual Number of Youth Served:	61
<i>- Percent Achieved Toward Goal of Total Youth Serviced:</i>	203%
Total Hours of Service Provided:	4,665
<i>- Average Hours of Service per Youth Served:</i>	76

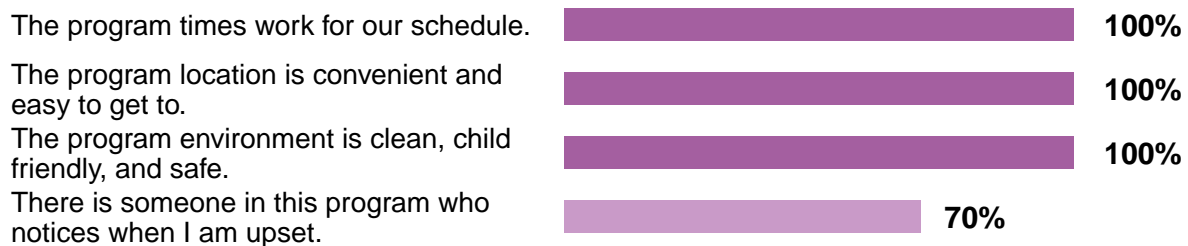
Projected Number of Adults Served:	25
Actual Number of Adults Served:	50
<i>- Percent Achieved Toward Goal of Total Adults Serviced:</i>	200%
Total Hours of Service Provided:	4,113
<i>- Average Hours of Service per Adult Served:</i>	82

Program Achievements: *How well did we do it?*

Percentages presented reflect how often parents/caregivers agreed or strongly agreed with each statement below.

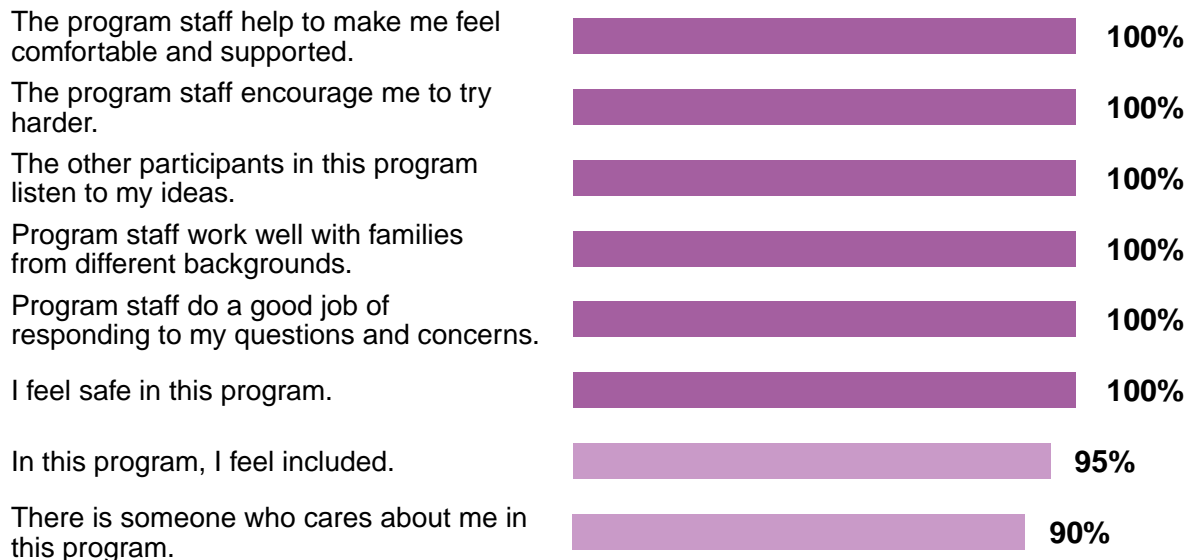
Program Environment & Access

Percent of Parents/Caregivers in Agreement (N = 20)



Belonging, Connections, & Safety

Percent of Parents/Caregivers in Agreement (N = 20)



Life Skill Building & Leadership

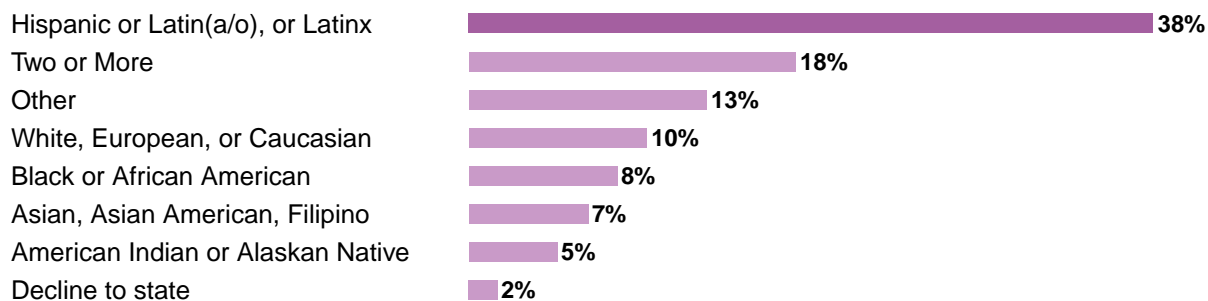
Percent of Parents/Caregivers in Agreement (N = 20)



Youth Demographics

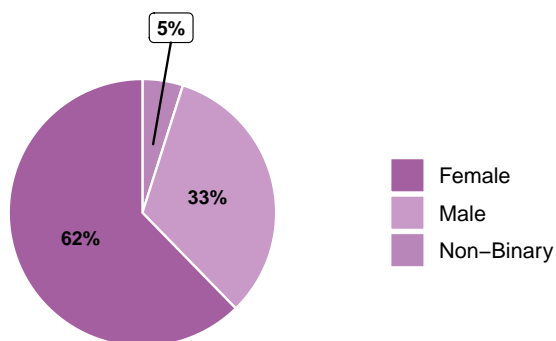
Program Achievements: *Who did we serve?*

Race/Ethnicity (N = 61)



Categories with 0%: Afro-Caribbean or Afro-Latin(o/a), Afro-Latinx, Arab and other Middle Eastern American, Pacific Islander or Native Hawaiian, South Asian, Indian, or Desi

Gender Identity (N = 61)



Categories with 0%: Other

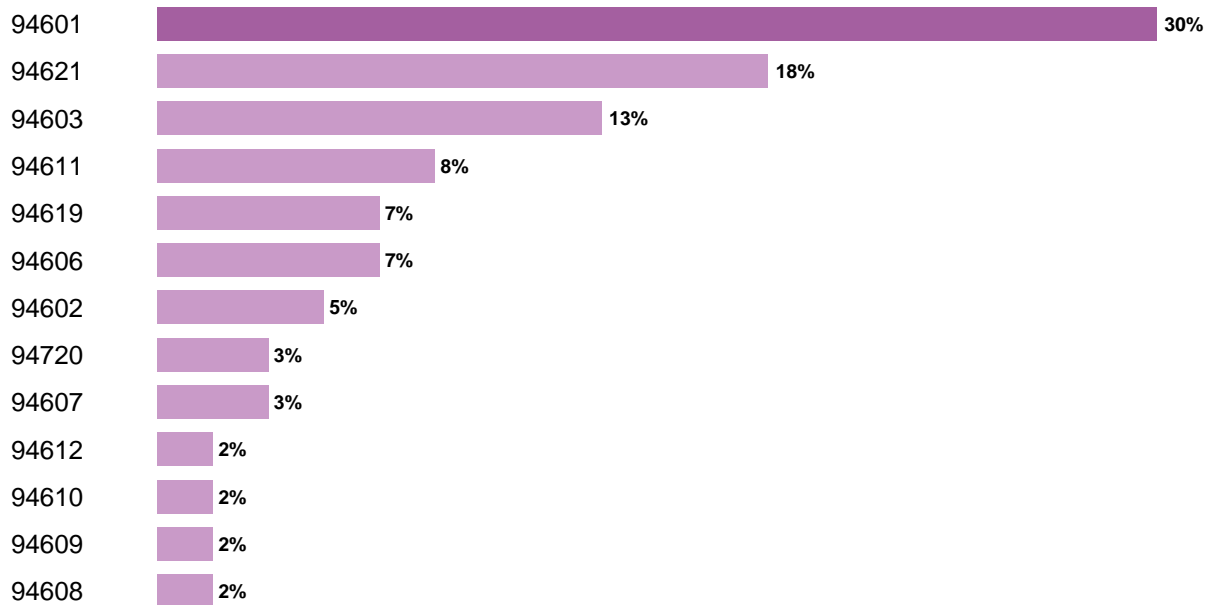
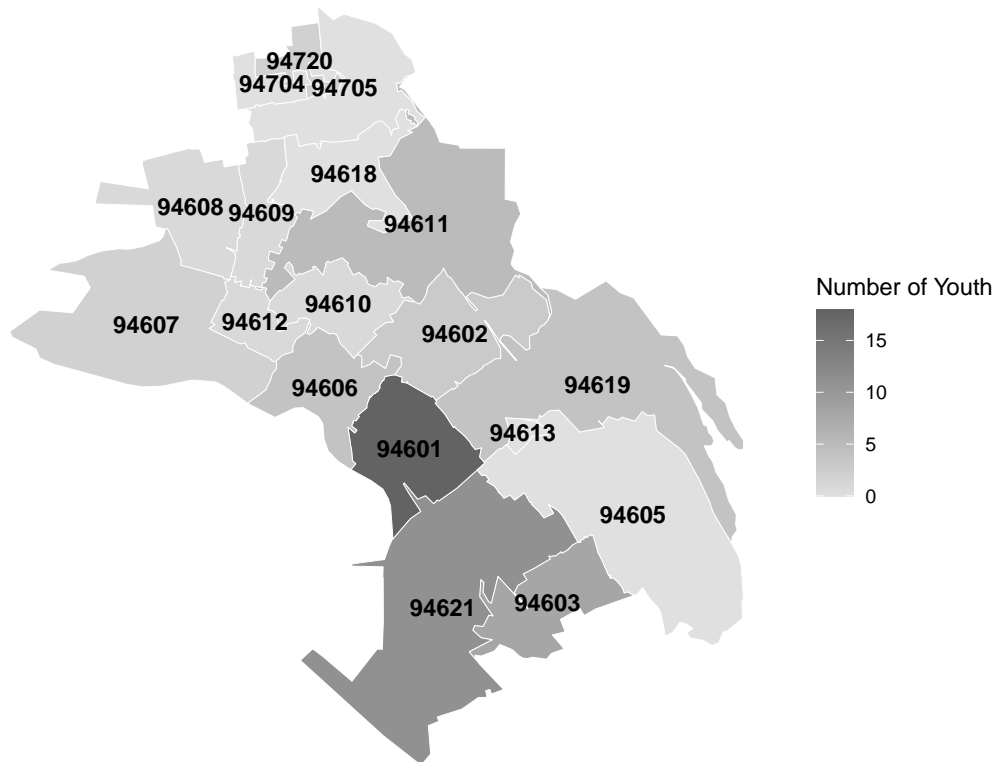
Age (N = 61)



Categories with 0%: Unknown, 15-17 years old, 11-14 years old, 6-10 years old

Distribution of Youth Participants by Oakland Zip Code

(N = 61)

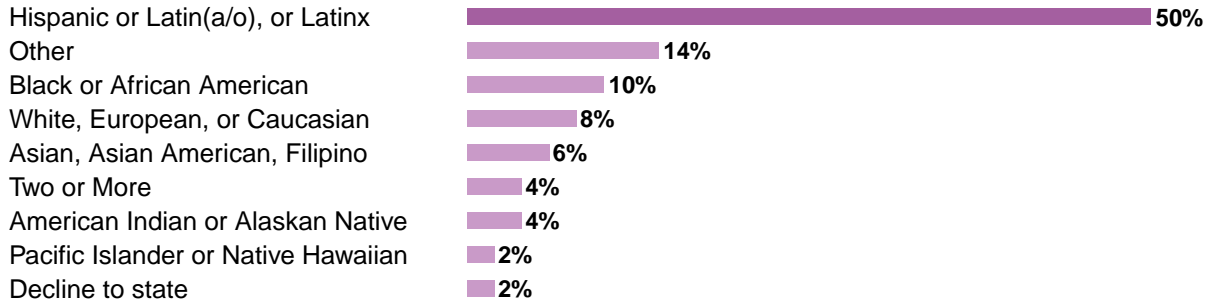


Categories with 0%: 94605, 94613, 94618, 94704, 94705, Homeless/Transitioning, Unknown

Adult Demographics

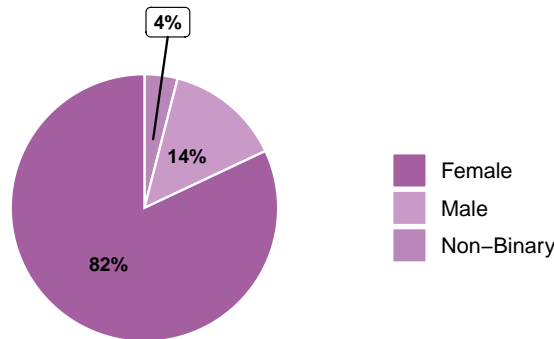
Program Achievements: *Who did we serve?*

Race/Ethnicity (N = 50)



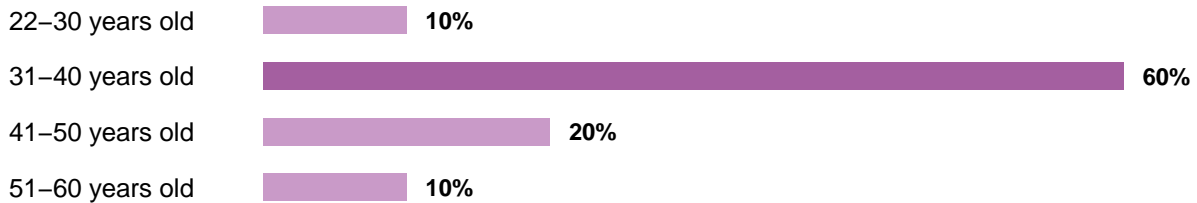
Categories with 0%: Afro-Caribbean or Afro-Latin(o/a), Afro-Latinx, Arab and other Middle Eastern American, South Asian, Indian, or Desi

Gender Identity (N = 50)



Categories with 0%: Other

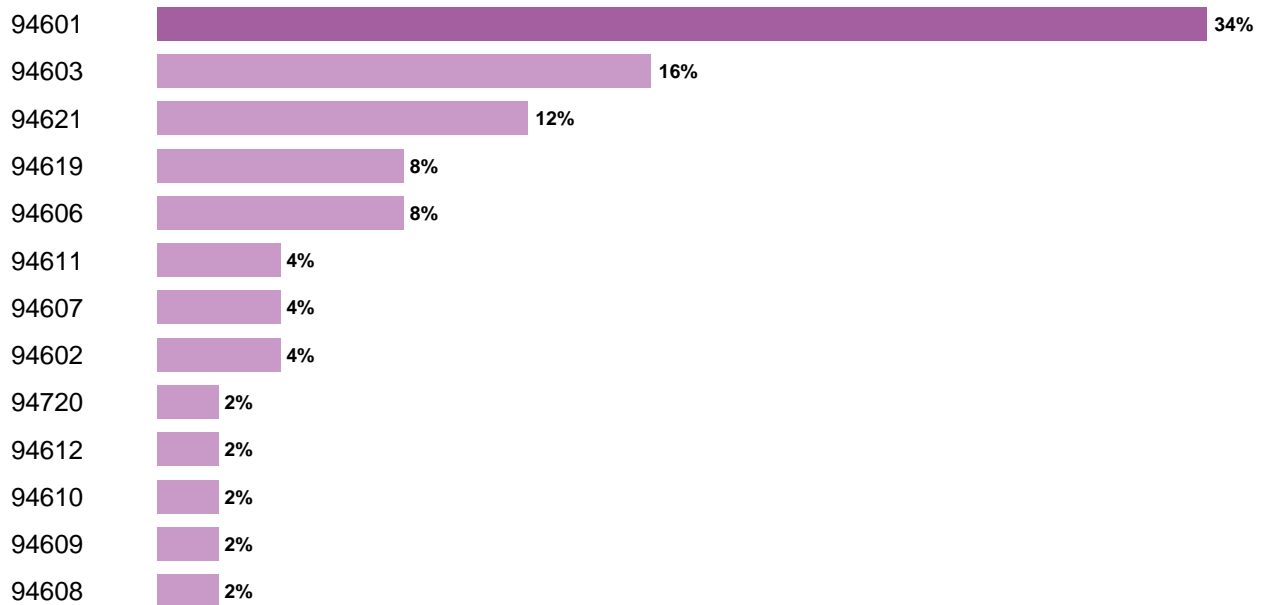
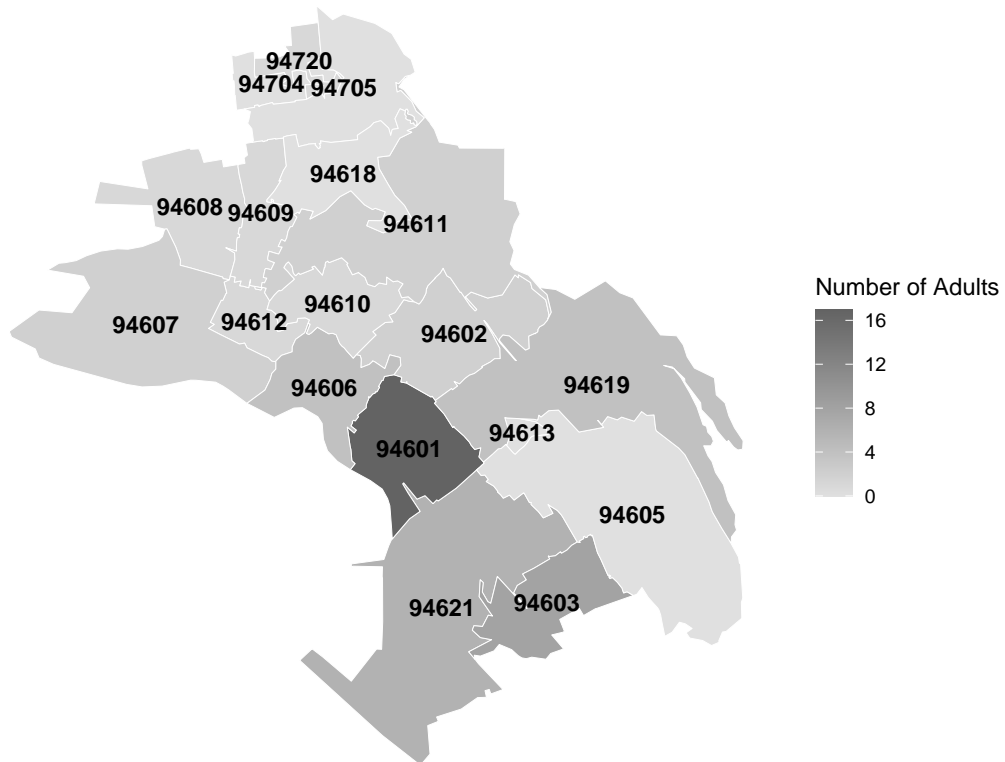
Age (N = 50)



Categories with 0%: 21 years old and under, 61+ years old

Distribution of Adult Participants by Oakland Zip Code

(N = 50)



Categories with 0%: 94605, 94613, 94618, 94704, 94705, Homeless/Transitioning

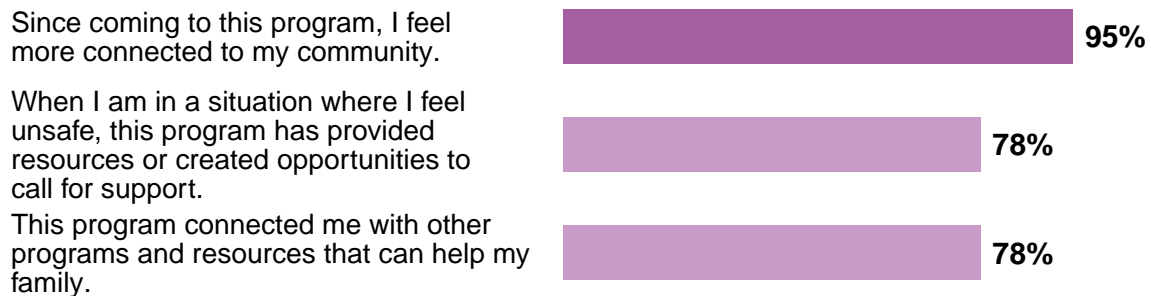
Parent/Caregiver Survey Results

Participant Outcomes: *Is anyone better off?*

Percentages presented reflect how often parents/caregivers agreed or strongly agreed with each statement below.

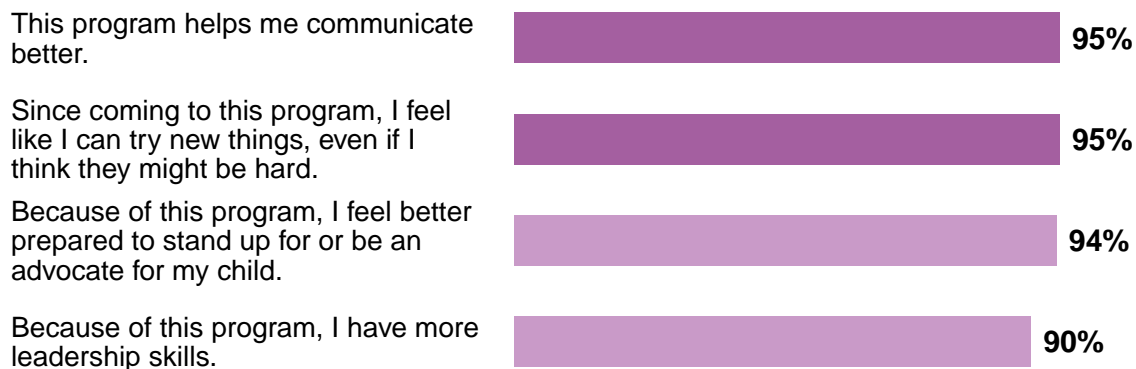
Social & Resource Connections

Percent of Parents/Caregivers in Agreement (N = 20)



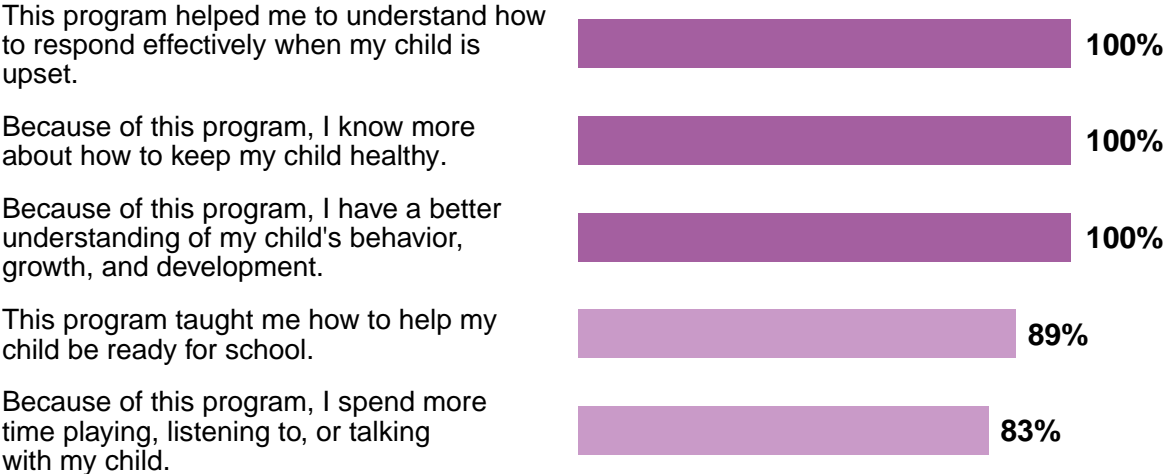
Parenting & Leadership Skills

Percent of Parents/Caregivers in Agreement (N = 20)



Child Development, Health, & Well-being

Percent of Parents/Caregivers in Agreement (N = 20)





Program Profile FY 2024-2025
OFCY Strategy: Social-Emotional Well-Being in Early Childhood

Agency Name: Through the Looking Glass
Program: Nurturing Relationships and Strengths of 0-5 Children and Their Families
Annual Grant Funding: \$125,000

Program Summary: Provision of mental health and developmental/OT services to East/West Oakland 0-5 children with socioemotional issues and their families. Goal: to enhance socioemotional development as well as parent/child/family/teacher relationships. Services: weekly ECMH consultation in 9 East/West Oakland OHS centers; as-needed developmental/OT consultation in East/West Oakland OHS centers; 4 week summer therapeutic playgroups/parent workshops in Brookfield, Lion Creek Crossing OHS centers; as-needed home-based developmental/OT, mental health services averaging 1 month; three 9-week session zoom parenting groups for East/West Oakland families.

Program Score Card

These select performance measures were identified by program staff, OFCY, and the evaluation team as indicative of programs’ quality and success in working towards the strategic objectives for the Social-Emotional Well-Being in Early Childhood strategy.

Program Achievements: *How much did we do?*

Projected Number of Youth Served:	240
Actual Number of Youth Served:	12
<i>- Percent Achieved Toward Goal of Total Youth Served:</i>	5%
Total Hours of Service Provided:	2,660
<i>- Average Hours of Service per Youth Served:</i>	222

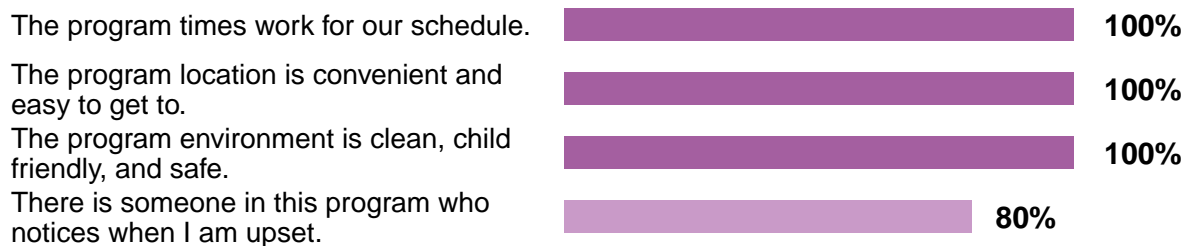
Projected Number of Adults Served:	68
Actual Number of Adults Served:	13
<i>- Percent Achieved Toward Goal of Total Adults Served:</i>	19%
Total Hours of Service Provided:	97
<i>- Average Hours of Service per Adult Served:</i>	7

Program Achievements: *How well did we do it?*

Percentages presented reflect how often parents/caregivers agreed or strongly agreed with each statement below.

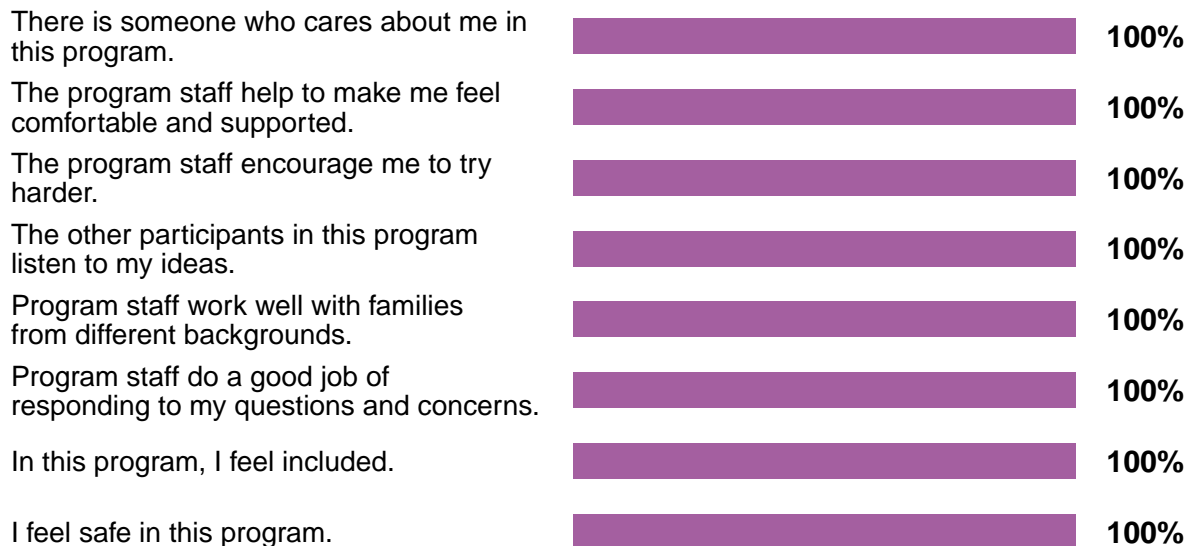
Program Environment & Access

Percent of Parents/Caregivers in Agreement (N = 5)



Belonging, Connections, & Safety

Percent of Parents/Caregivers in Agreement (N = 5)



Life Skill Building & Leadership

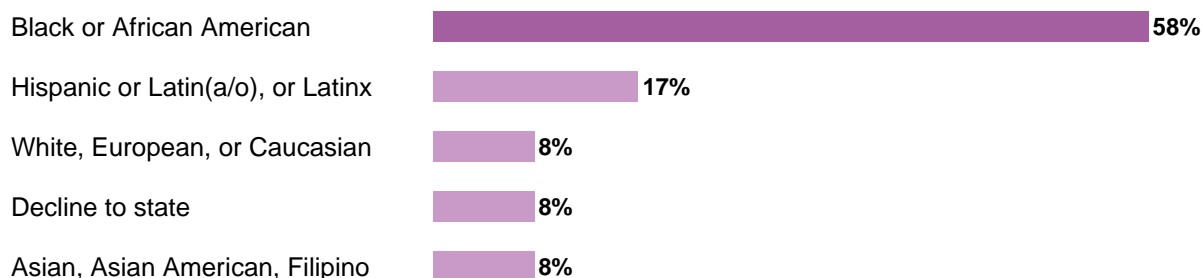
Percent of Parents/Caregivers in Agreement (N = 5)



Youth Demographics

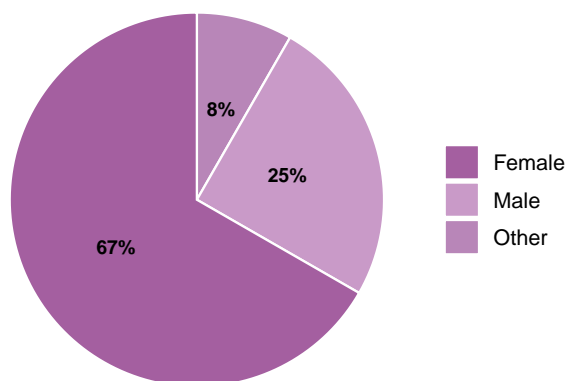
Program Achievements: *Who did we serve?*

Race/Ethnicity (N = 12)



Categories with 0%: Afro-Caribbean or Afro-Latin(o/a), Afro-Latinx, American Indian or Alaskan Native, Arab and other Middle Eastern American, Other, Pacific Islander or Native Hawaiian, South Asian, Indian, or Desi, Two or More

Gender Identity (N = 12)



Categories with 0%: Non-Binary

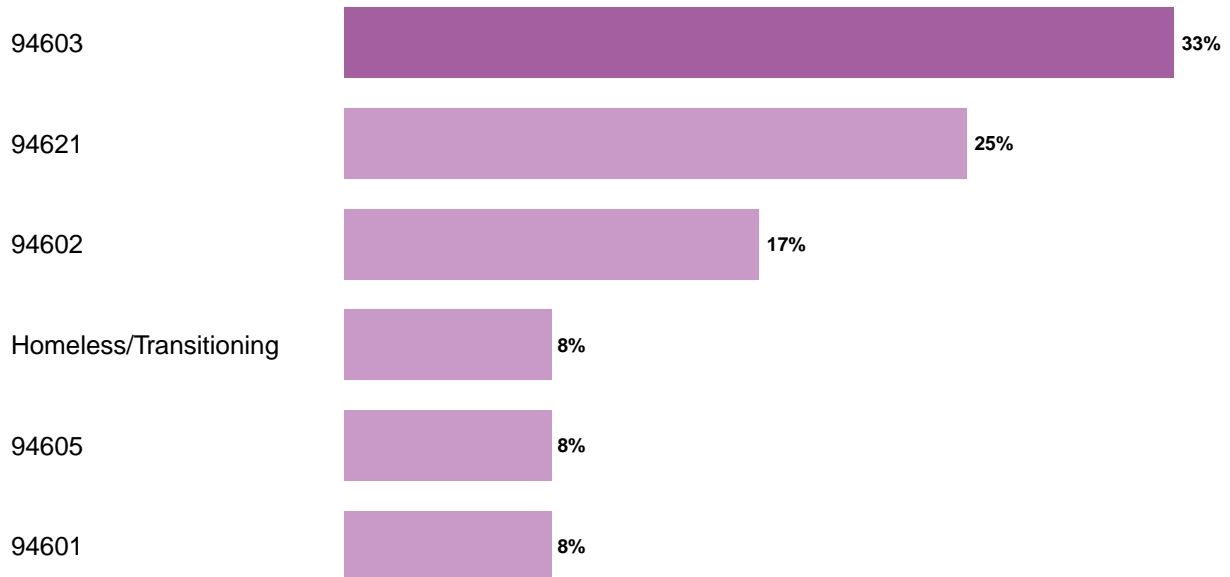
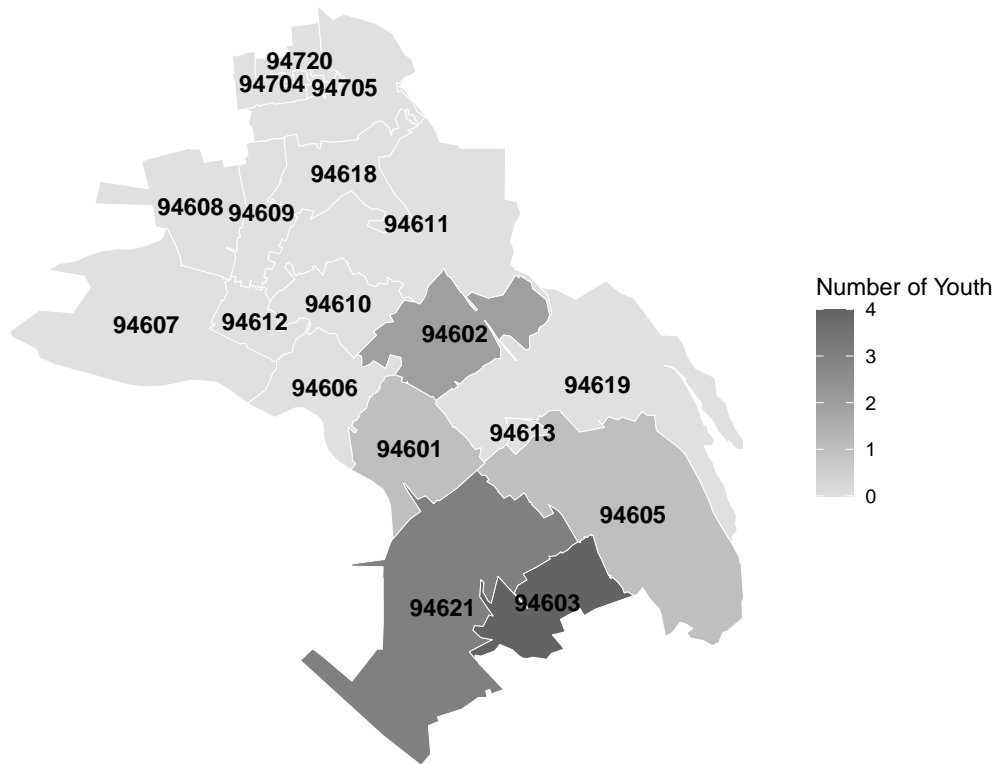
Age (N = 12)



Categories with 0%: Unknown, 15-17 years old, 11-14 years old

Distribution of Youth Participants by Oakland Zip Code

(N = 12)

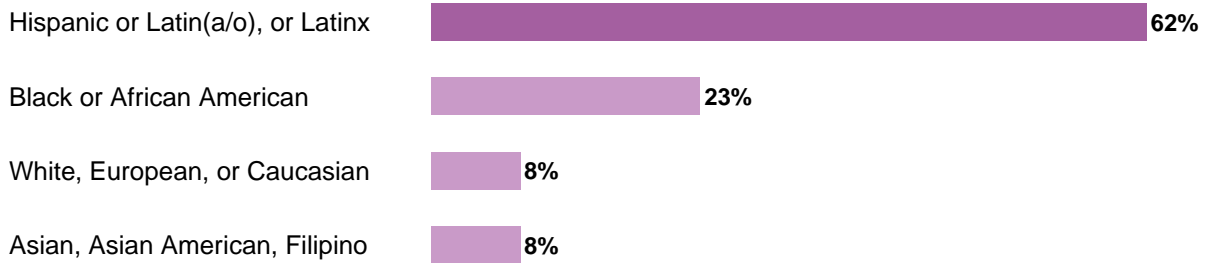


Categories with 0%: 94606, 94607, 94608, 94609, 94610, 94611, 94612, 94613, 94618, 94619, 94704, 94705, 94720, Unknown

Adult Demographics

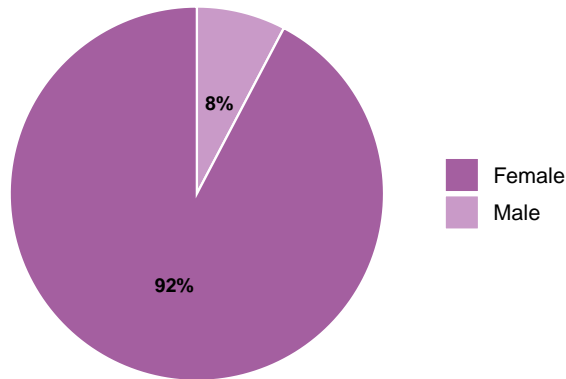
Program Achievements: *Who did we serve?*

Race/Ethnicity (N = 13)



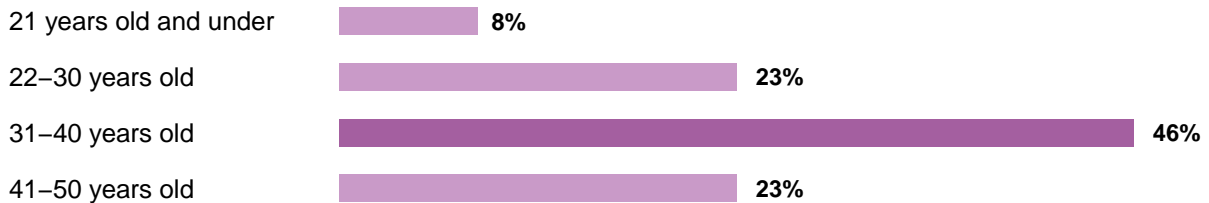
Categories with 0%: Afro-Caribbean or Afro-Latin(o/a), Afro-Latinx, American Indian or Alaskan Native, Arab and other Middle Eastern American, Decline to state, Other, Pacific Islander or Native Hawaiian, South Asian, Indian, or Desi, Two or More

Gender Identity (N = 13)



Categories with 0%: Non-Binary, Other

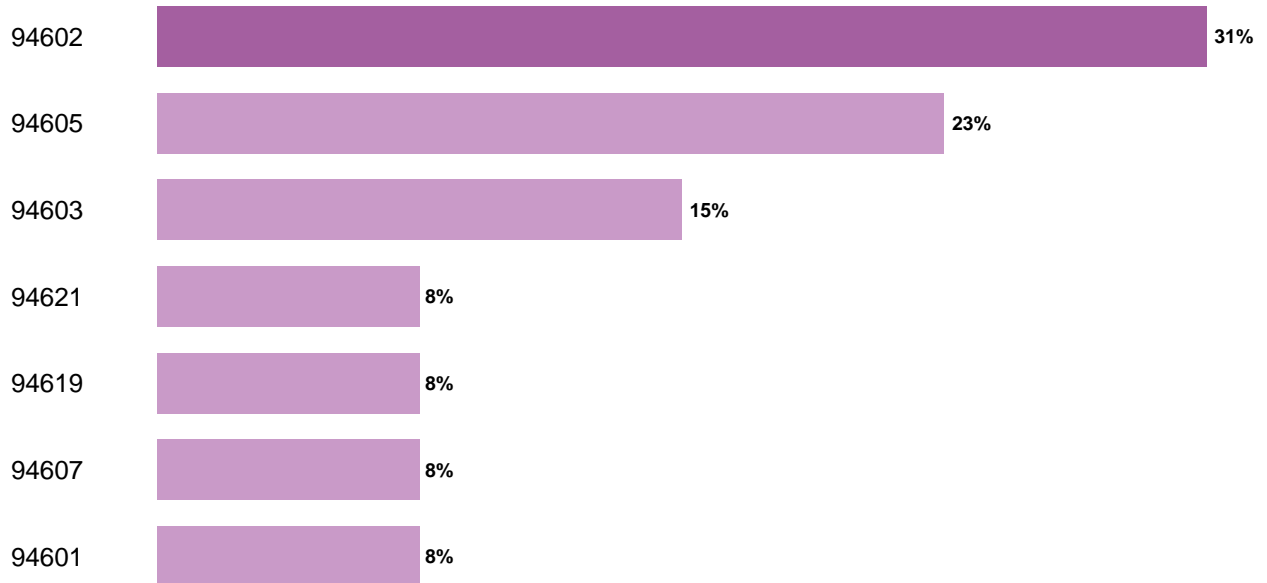
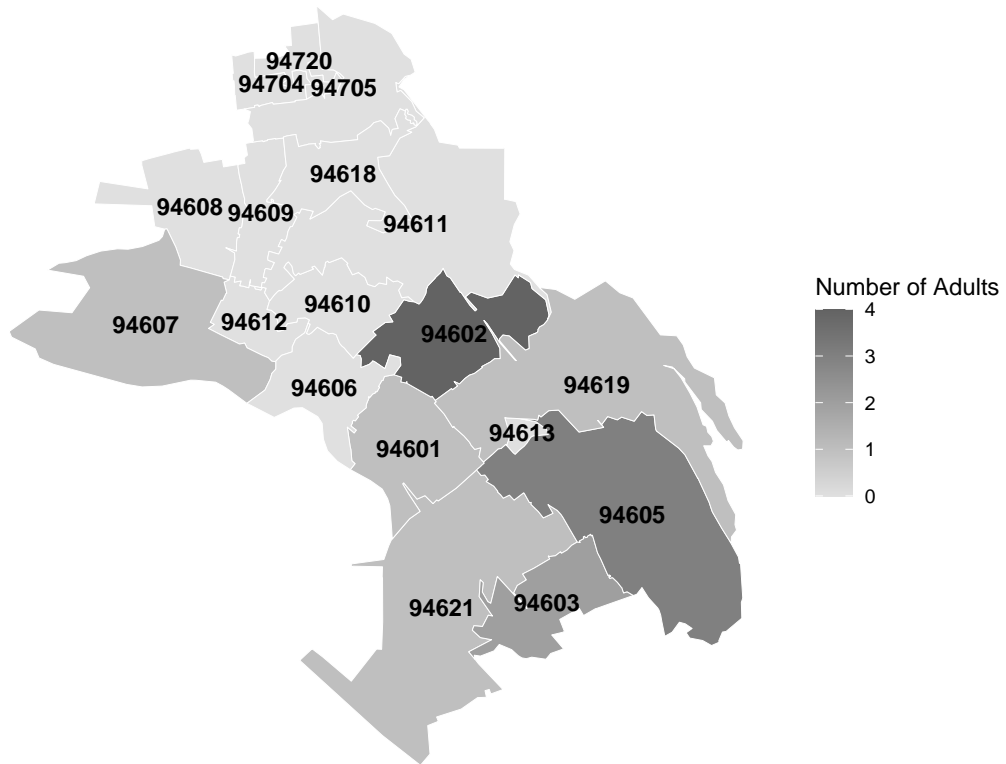
Age (N = 13)



Categories with 0%: 51-60 years old, 61+ years old

Distribution of Adult Participants by Oakland Zip Code

(N = 13)



Categories with 0%: 94606, 94608, 94609, 94610, 94611, 94612, 94613, 94618, 94704, 94705, 94720, Homeless/Transitioning

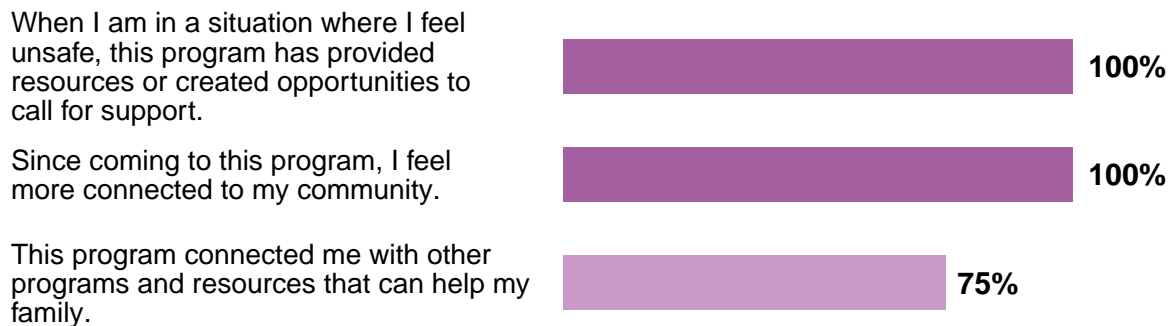
Parent/Caregiver Survey Results

Participant Outcomes: *Is anyone better off?*

Percentages presented reflect how often parents/caregivers agreed or strongly agreed with each statement below.

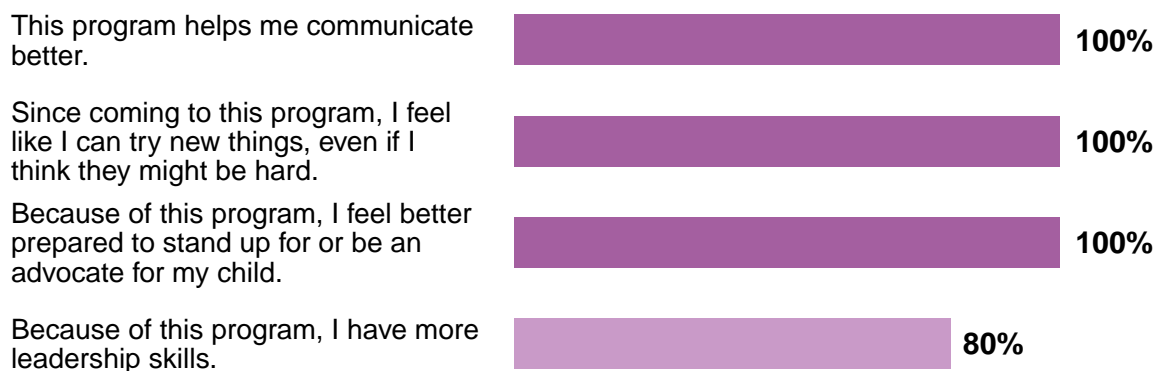
Social & Resource Connections

Percent of Parents/Caregivers in Agreement (N = 5)



Parenting & Leadership Skills

Percent of Parents/Caregivers in Agreement (N = 5)



Child Development, Health, & Well-being

Percent of Parents/Caregivers in Agreement (N = 5)

