



Program Profiles FY 2024-2025

OFCY Strategy: Middle School Engagement, Wellness, and Transitions

Agency Name / Program Name	
East Oakland Boxing Association / EOBA - After-school program - Grades 6-8	<u>2 - 7</u>
Fresh Lifelines for Youth, Inc. / FLY Middle School Program for Oakland Youth	<u>8 - 13</u>
Lincoln / West Oakland Initiative (WOI)	<u>14 - 19</u>
Safe Passages / Elev8 Youth	<u>20 - 25</u>
The Unity Council / The Unity Council Latino Men & Boys Program	<u>26 - 31</u>



Program Profile FY 2024-2025
OFCY Strategy: Middle School Engagement, Wellness, and Transitions

Agency Name: East Oakland Boxing Association
Program: EOBA - After-school program - Grades 6-8
Annual Grant Funding: \$100,000

Program Summary: EOBA's after school program serves 60 low-income, at-risk school-ages (K-12 youth); with 30-40 of these youth in an on-site after-school setting (September – May) located in deep East Oakland that provides 4-6 hours of daily academic support, and both enrichment and health/wellness programming with the goal of providing youth with the tools, resources, and support needed to become successful and thriving adults.

Program Score Card

These select performance measures were identified by program staff, OFCY, and the evaluation team as indicative of programs' quality and success in working towards the strategic objectives for the Middle School Engagement, Wellness, and Transitions strategy.

Program Achievements: *How much did we do?*

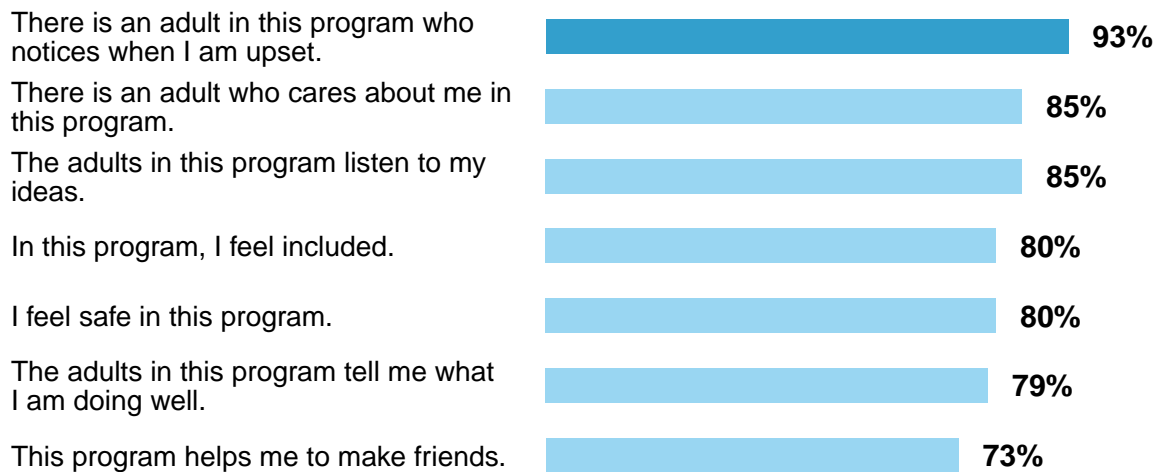
Projected Number of Youth Served:	50
Actual Number of Youth Served:	130
- <i>Percent Achieved Toward Goal of Total Youth Serviced:</i>	260%
Total Hours of Service Provided:	1,619
- <i>Average Hours of Service per Youth Served:</i>	12

Program Achievements: *How well did we do it?*

Percentages presented reflect how often youth agreed or strongly agreed with each statement below.

Belonging, Connections, & Safety

Percent of Youth in Agreement (N = 15)



Life Skill Building & Leadership

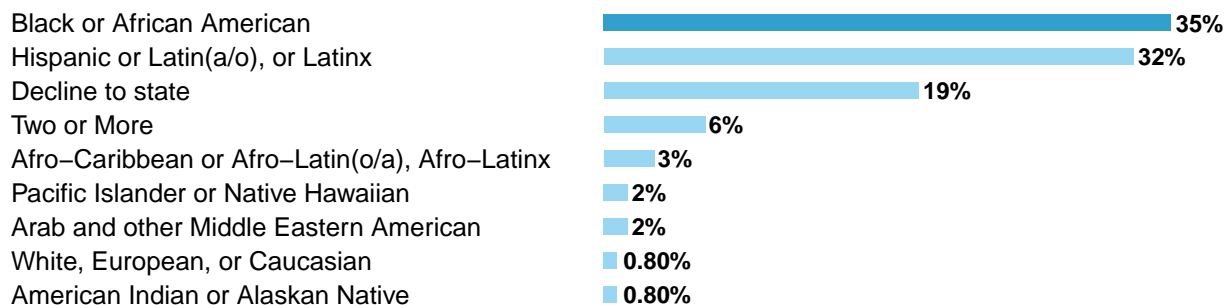
Percent of Youth in Agreement (N = 15)



Youth Demographics

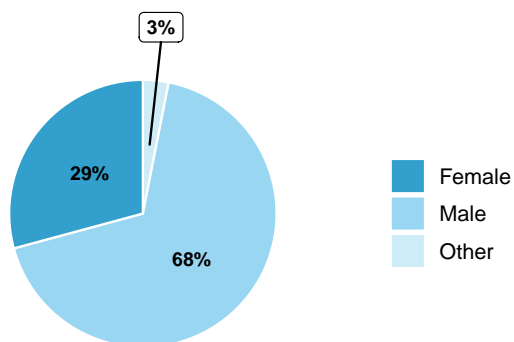
Program Achievements: *Who did we serve?*

Race/Ethnicity (N = 130)



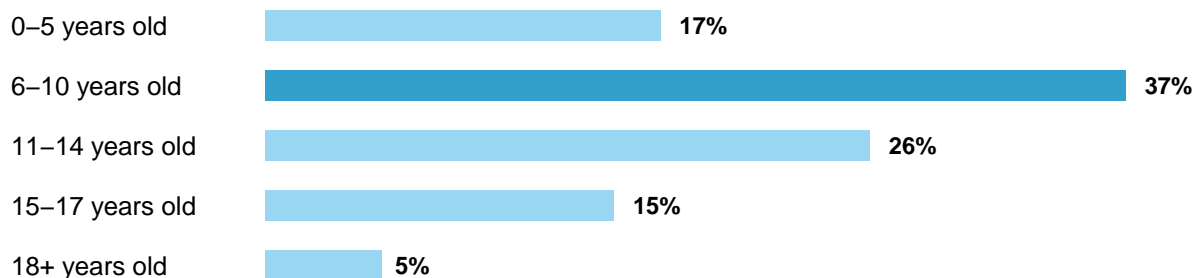
Categories with 0%: Asian, Asian American, Filipino, Other, South Asian, Indian, or Desi

Gender Identity (N = 130)



Categories with 0%: Non-Binary

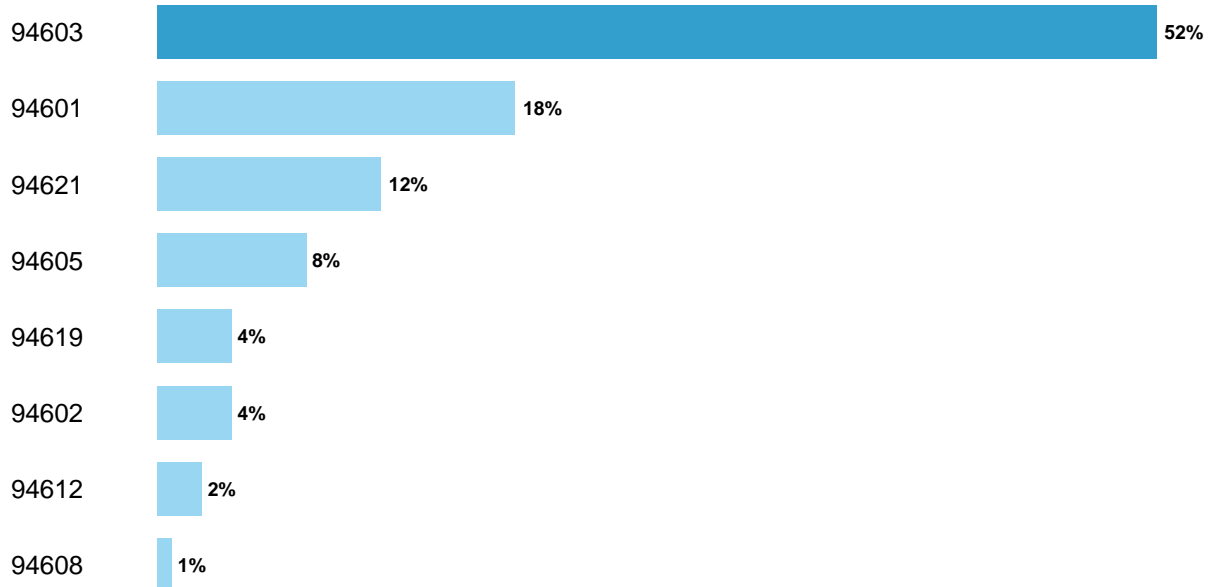
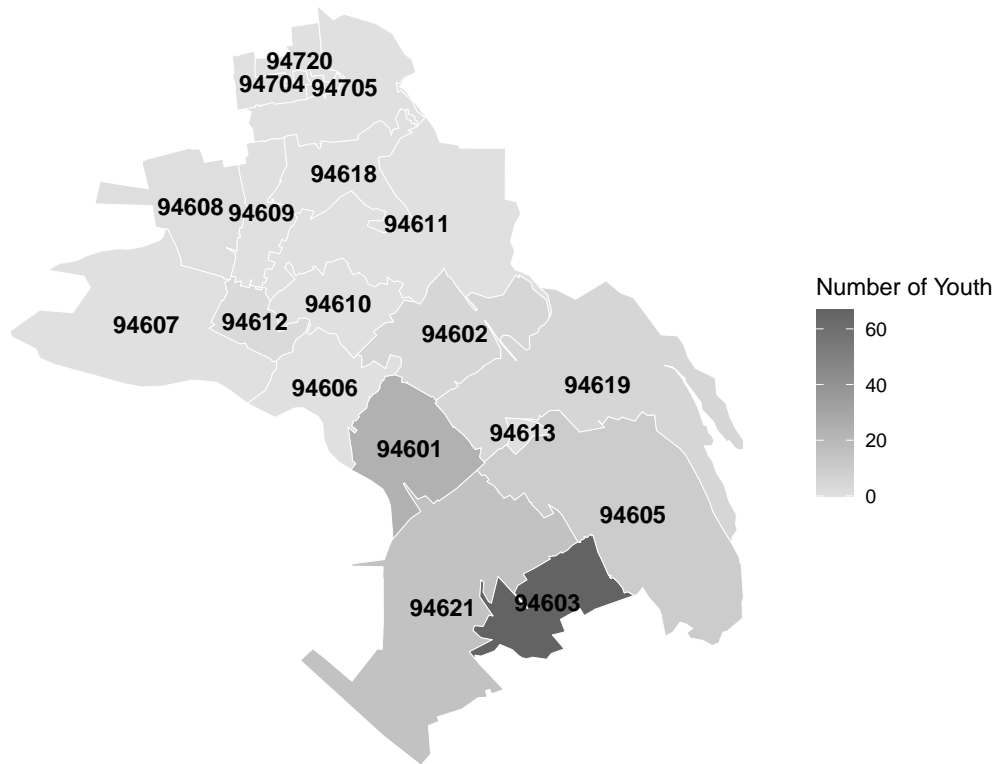
Age (N = 130)



Categories with 0%: Unknown

Distribution of Youth Participants by Oakland Zip Code

(N = 130)



Categories with 0%: 94606, 94607, 94609, 94610, 94611, 94613, 94618, 94704, 94705, 94720, Homeless/Transitioning, Unknown

Youth Survey Results: Strategy-Specific Measures

Participant Outcomes: *Is anyone better off?*

Percentages presented reflect how often youth agreed or strongly agreed with each statement below.

Social Connections, Skills, & Resources

Percent of Youth in Agreement (N = 15)

At this program, I get to talk about what I have learned.  **75%**


Academic Readiness & Support


Percent of Youth in Agreement (N = 15)

This program helps me communicate better.  **83%**

I learn how to do things in this program that help with my schoolwork.  **73%**

This program helps me feel more motivated to learn in school.  **64%**


This program increased my interest in completing Middle School (stay in school).  **55%**

This program helps me think about the future.  **50%**

Employment, Economic, & Future Well-being

Percent of Youth in Agreement (N = 15)

In this program, I have chances to lead others.  **91%**

I want to complete High School because of this program.  **45%**



Program Profile FY 2024-2025 OFCY Strategy: Middle School Engagement, Wellness, and Transitions

Agency Name: Fresh Lifelines for Youth, Inc.
Program: FLY Middle School Program for Oakland Youth
Annual Grant Funding: \$60,000

Program Summary: FLY’s Middle School Program offers two levels of support for middle schoolers to help them connect to their education to prevent them from getting caught in the pipeline to prison. Law-related education teaches youth about laws, consequences of crimes, and their rights, while building vital life skills. One-on-one educational mentoring case management allows youth to connect with their education and address barriers to academic success. The Middle School Program will serve 30 youth in law-related education across 2-3 Oakland middle schools and 5 (duplicated) youth in case management per year.

Program Score Card

These select performance measures were identified by program staff, OFCY, and the evaluation team as indicative of programs’ quality and success in working towards the strategic objectives for the Middle School Engagement, Wellness, and Transitions strategy.

Program Achievements: *How much did we do?*

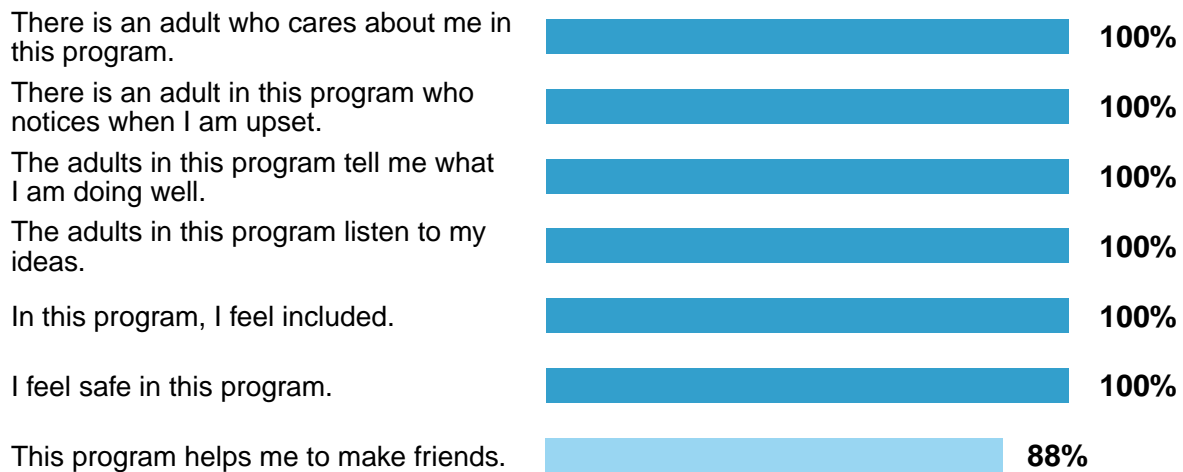
Projected Number of Youth Served:	30
Actual Number of Youth Served:	10
- <i>Percent Achieved Toward Goal of Total Youth Serviced:</i>	33%
Total Hours of Service Provided:	521
- <i>Average Hours of Service per Youth Served:</i>	52

Program Achievements: *How well did we do it?*

Percentages presented reflect how often youth agreed or strongly agreed with each statement below.

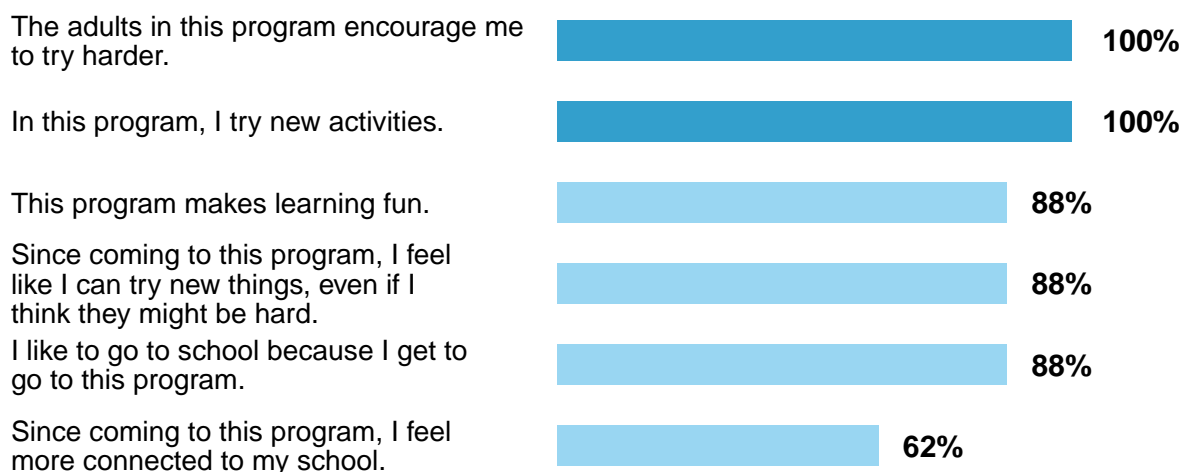
Belonging, Connections, & Safety

Percent of Youth in Agreement (N = 8)



Life Skill Building & Leadership

Percent of Youth in Agreement (N = 8)



Youth Demographics

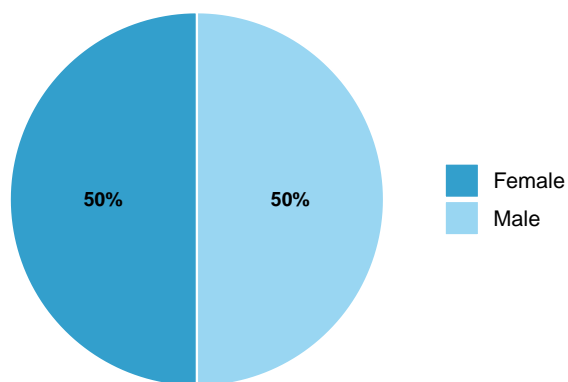
Program Achievements: *Who did we serve?*

Race/Ethnicity (N = 10)



Categories with 0%: Afro-Caribbean or Afro-Latin(o/a), Afro-Latinx, American Indian or Alaskan Native, Arab and other Middle Eastern American, Asian, Asian American, Filipino, Decline to state, Other, Pacific Islander or Native Hawaiian, South Asian, Indian, or Desi, Two or More, White, European, or Caucasian

Gender Identity (N = 10)



Categories with 0%: Non-Binary, Other

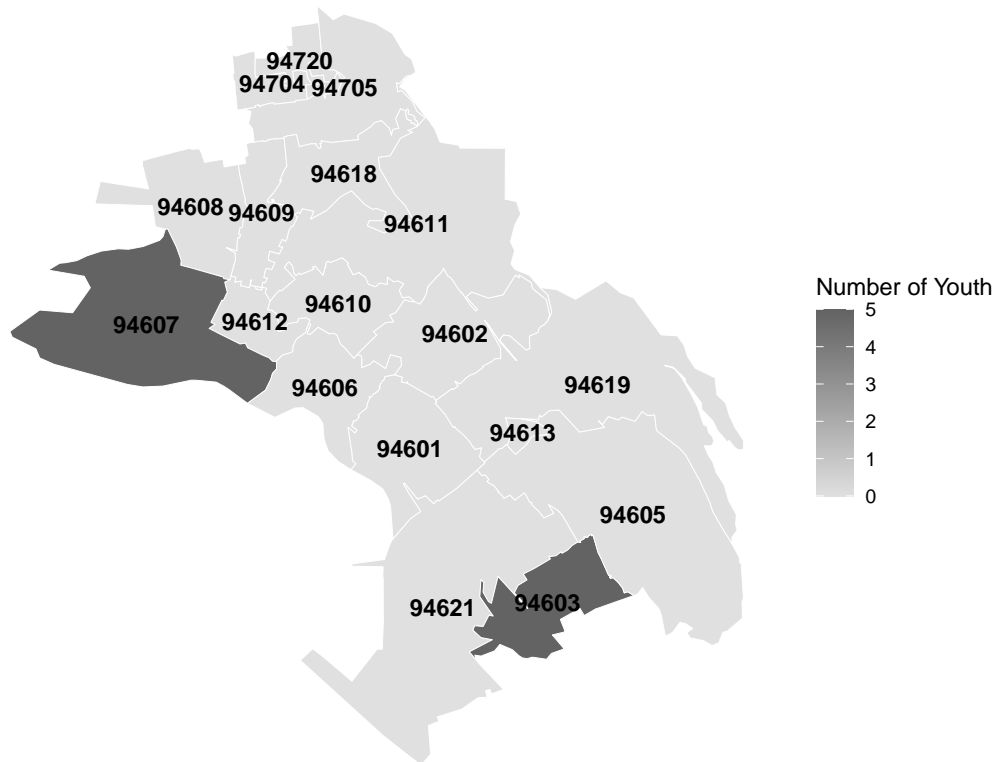
Age (N = 10)



Categories with 0%: Unknown, 18+ years old, 15-17 years old, 6-10 years old, 0-5 years old

Distribution of Youth Participants by Oakland Zip Code

(N = 10)



Categories with 0%: 94601, 94602, 94605, 94606, 94608, 94609, 94610, 94611, 94612, 94613, 94618, 94619, 94621, 94704, 94705, 94720, Homeless/Transitioning, Unknown

Youth Survey Results: Strategy-Specific Measures

Participant Outcomes: *Is anyone better off?*

Percentages presented reflect how often youth agreed or strongly agreed with each statement below.

Social Connections, Skills, & Resources

Percent of Youth in Agreement (N = 8)

At this program, I get to talk about what I have learned.  100%

Academic Readiness & Support

Percent of Youth in Agreement (N = 8)

This program helps me think about the future.  100%

I learn how to do things in this program that help with my schoolwork.  100%

This program increased my interest in completing Middle School (stay in school).  88%


This program helps me feel more motivated to learn in school.  88%

This program helps me communicate better.  86%

Employment, Economic, & Future Well-being

Percent of Youth in Agreement (N = 8)

I want to complete High School because of this program.  **100%**

In this program, I have chances to lead others.  **75%**



Program Profile FY 2024-2025 OFCY Strategy: Middle School Engagement, Wellness, and Transitions

Agency Name: Lincoln
Program: West Oakland Initiative (WOI)
Annual Grant Funding: \$200,000

Program Summary: Lincoln’s West Oakland Initiative is a culturally responsive academic intervention program that integrates social-emotional development, parent engagement, and case management. A three-tiered approach serves 150 unduplicated West Oakland Middle School students via one-on-one academic support, small group interventions, and school-wide activities. The program provides a subset of 24 students with intensive Academic and or Social Emotional support plans, case management, social-emotional learning experiences, and peer leadership opportunities to bolster academic progress, engagement, wellness, and life transitions.

Program Score Card

These select performance measures were identified by program staff, OFCY, and the evaluation team as indicative of programs’ quality and success in working towards the strategic objectives for the Middle School Engagement, Wellness, and Transitions strategy.

Program Achievements: *How much did we do?*

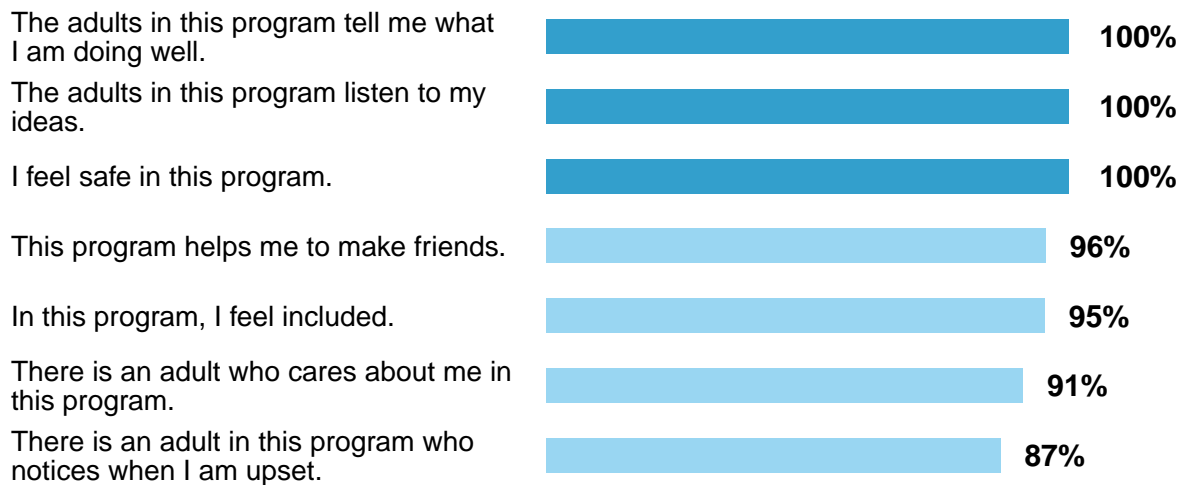
Projected Number of Youth Served:	150
Actual Number of Youth Served:	157
- <i>Percent Achieved Toward Goal of Total Youth Serviced:</i>	105%
Total Hours of Service Provided:	1,826
- <i>Average Hours of Service per Youth Served:</i>	12

Program Achievements: *How well did we do it?*

Percentages presented reflect how often youth agreed or strongly agreed with each statement below.

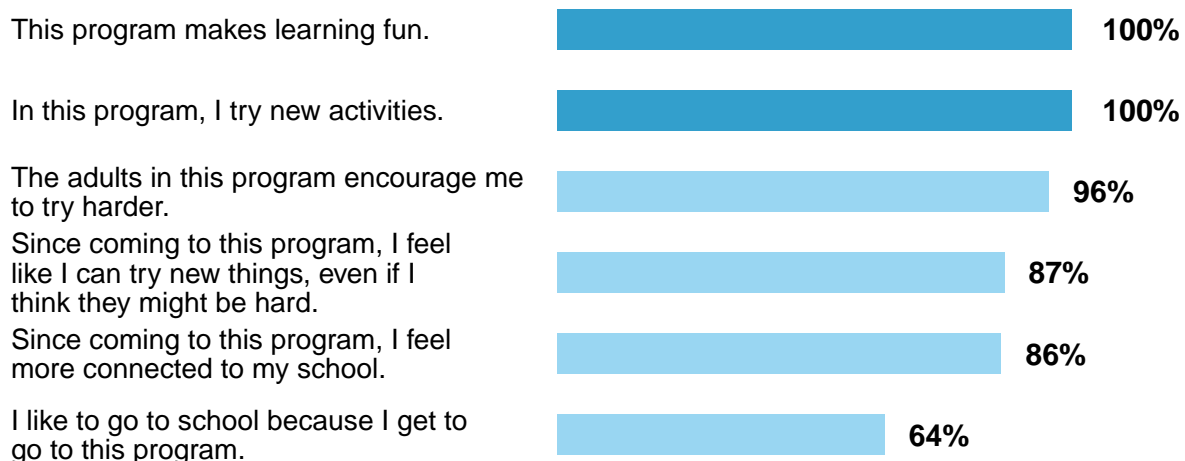
Belonging, Connections, & Safety

Percent of Youth in Agreement (N = 23)



Life Skill Building & Leadership

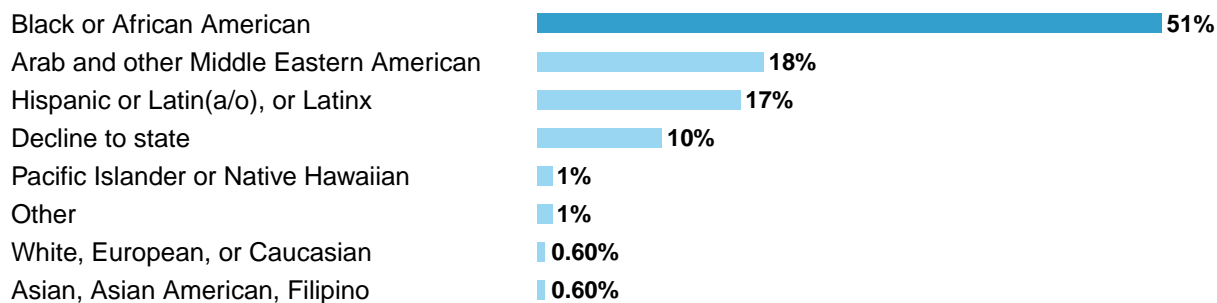
Percent of Youth in Agreement (N = 23)



Youth Demographics

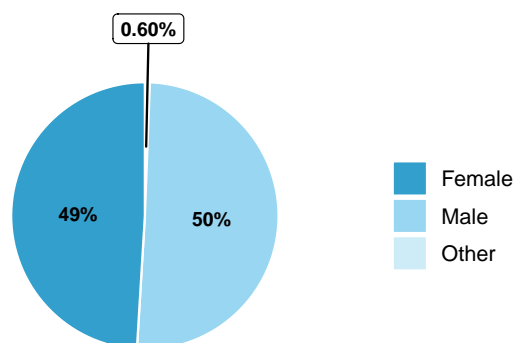
Program Achievements: *Who did we serve?*

Race/Ethnicity (N = 157)



Categories with 0%: Afro-Caribbean or Afro-Latin(o/a), Afro-Latinx, American Indian or Alaskan Native, South Asian, Indian, or Desi, Two or More

Gender Identity (N = 157)



Categories with 0%: Non-Binary

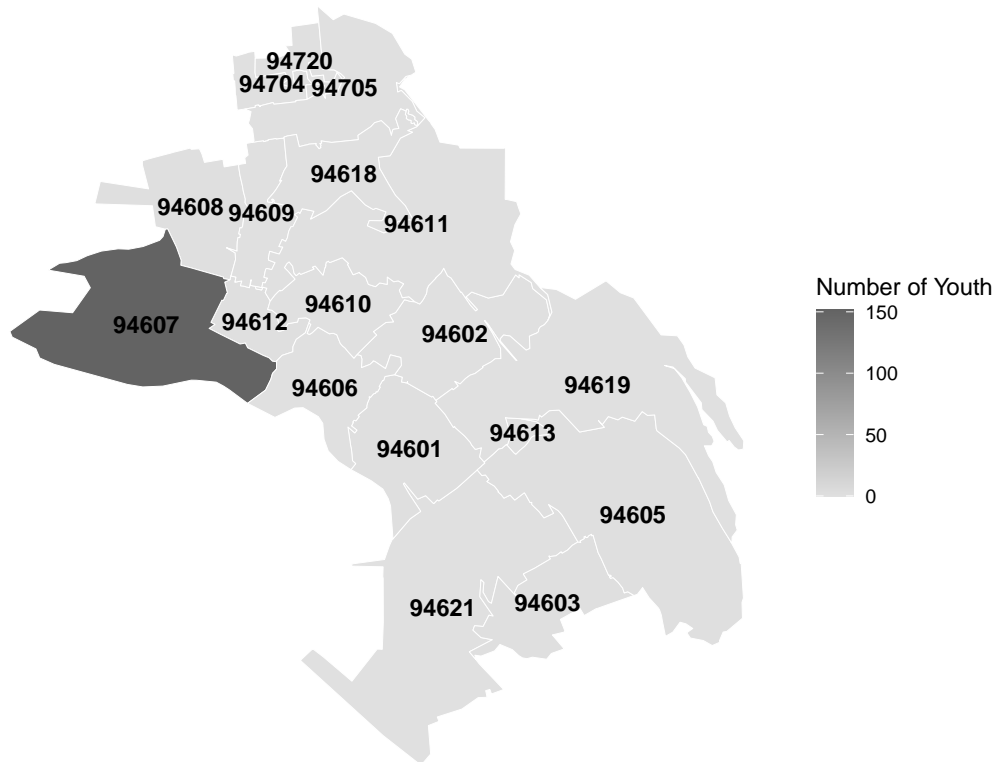
Age (N = 157)



Categories with 0%: Unknown, 18+ years old, 6–10 years old

Distribution of Youth Participants by Oakland Zip Code

(N = 157)



Categories with 0%: 94602, 94606, 94609, 94610, 94611, 94613, 94618, 94619, 94621, 94704, 94705, 94720, Homeless/Transitioning, Unknown

Youth Survey Results: Strategy-Specific Measures

Participant Outcomes: *Is anyone better off?*

Percentages presented reflect how often youth agreed or strongly agreed with each statement below.

Social Connections, Skills, & Resources

Percent of Youth in Agreement (N = 23)

At this program, I get to talk about what I have learned.  100%

Academic Readiness & Support

Percent of Youth in Agreement (N = 23)

This program increased my interest in completing Middle School (stay in school).  100%

This program helps me feel more motivated to learn in school.  96%

This program helps me think about the future.  91%

This program helps me communicate better.  87%

I learn how to do things in this program that help with my schoolwork.  78%

Employment, Economic, & Future Well-being

Percent of Youth in Agreement (N = 23)

In this program, I have chances to lead others.  **91%**

I want to complete High School because of this program.  **73%**



Program Profile FY 2024-2025 OFCY Strategy: Middle School Engagement, Wellness, and Transitions

Agency Name: Safe Passages
Program: Elev8 Youth
Annual Grant Funding: \$100,000

Program Summary: Safe Passages proposes to partner with 3 school communities, Coliseum College Prep, Madison Park, and United for Success, in East Oakland to provide 190 low-income, middle school students of color living in high stress neighborhoods with increased access to mentoring, community building, community service, and holistic wellness supports. Services provided daily during the regular school year & summer. Programming is designed to increase school attendance, improve school connectedness and connections to caring adults, and promote youths' agency, self-esteem, growth mindset, and mental health.

Program Score Card

These select performance measures were identified by program staff, OFCY, and the evaluation team as indicative of programs' quality and success in working towards the strategic objectives for the Middle School Engagement, Wellness, and Transitions strategy.

Program Achievements: *How much did we do?*

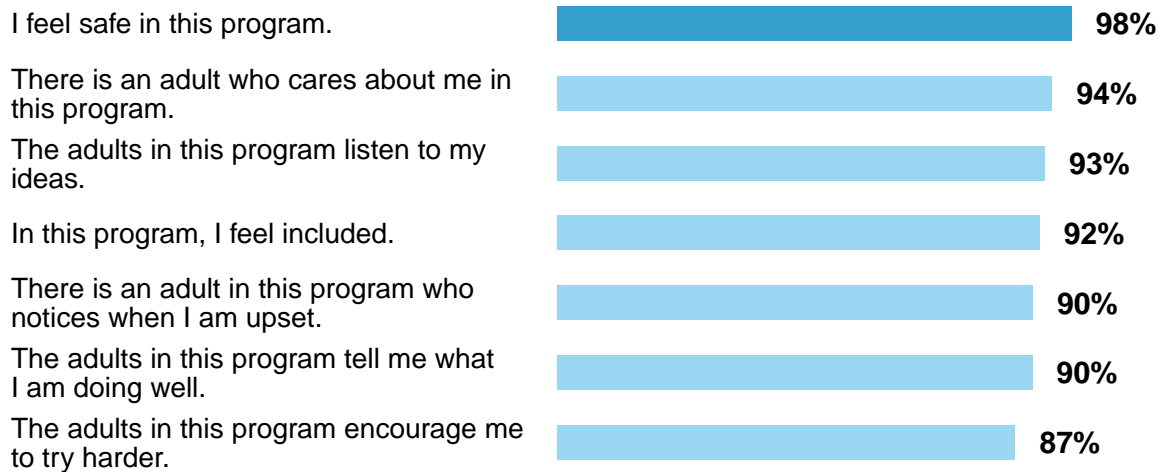
Projected Number of Youth Served:	170
Actual Number of Youth Served:	550
- <i>Percent Achieved Toward Goal of Total Youth Served:</i>	324%
Total Hours of Service Provided:	41,586
- <i>Average Hours of Service per Youth Served:</i>	76

Program Achievements: *How well did we do it?*

Percentages presented reflect how often youth agreed or strongly agreed with each statement below.

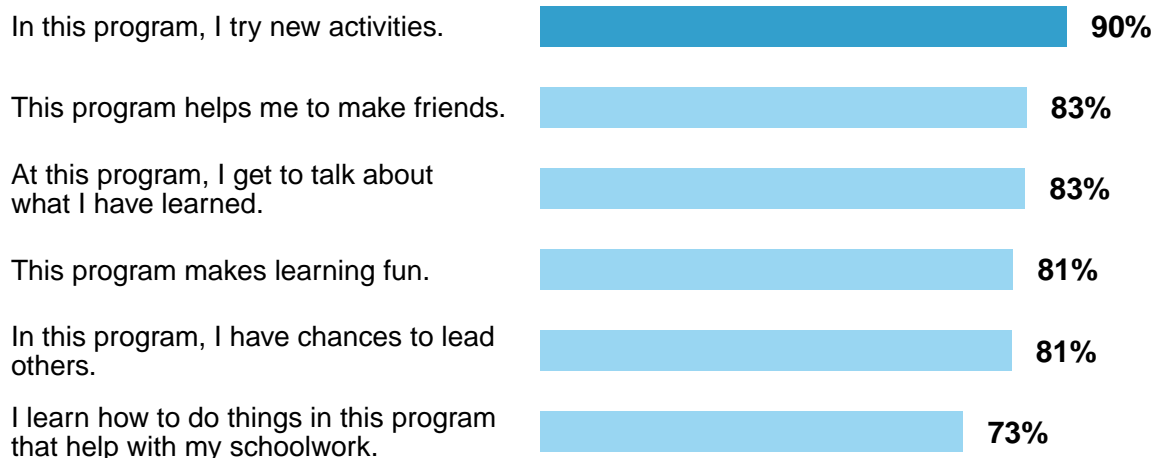
Belonging, Connections, & Safety

Percent of Youth in Agreement (N = 218)



Life Skill Building & Leadership

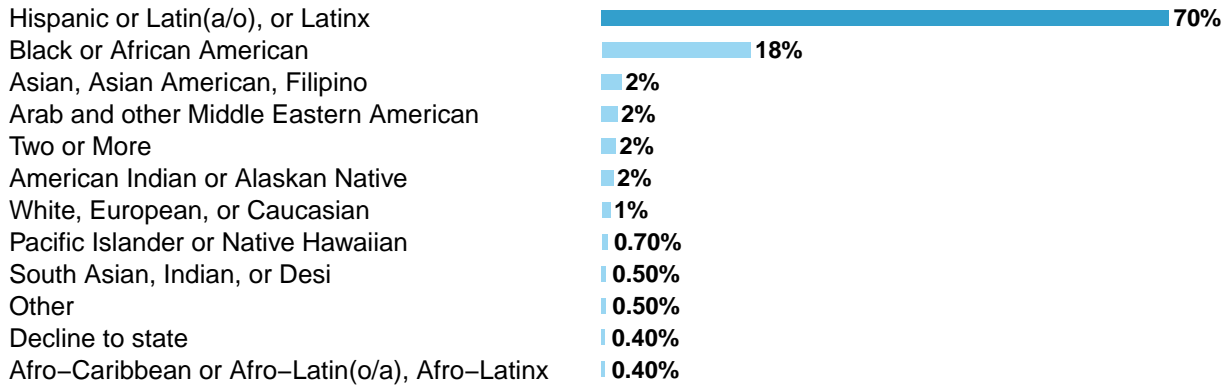
Percent of Youth in Agreement (N = 218)



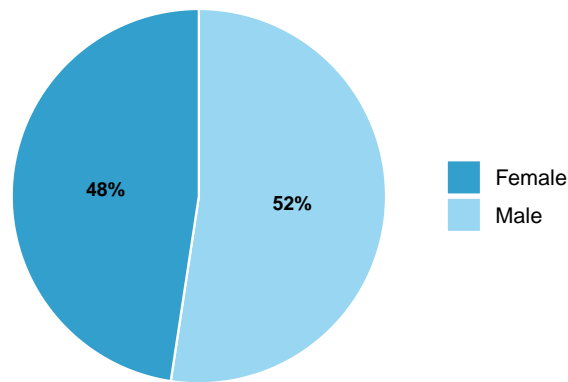
Youth Demographics

Program Achievements: *Who did we serve?*

Race/Ethnicity (N = 550)

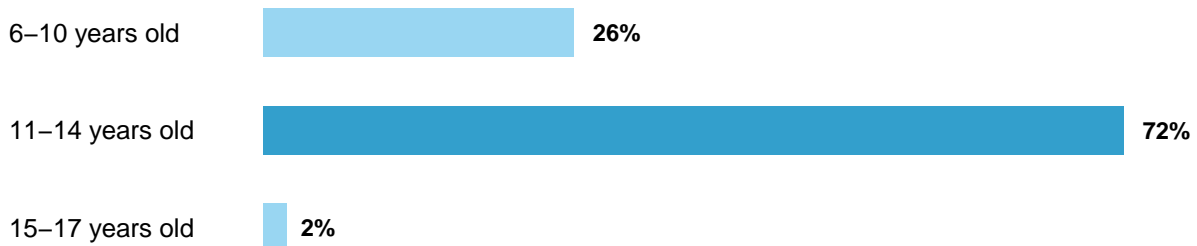


Gender Identity (N = 550)



Categories with 0%: Non-Binary, Other

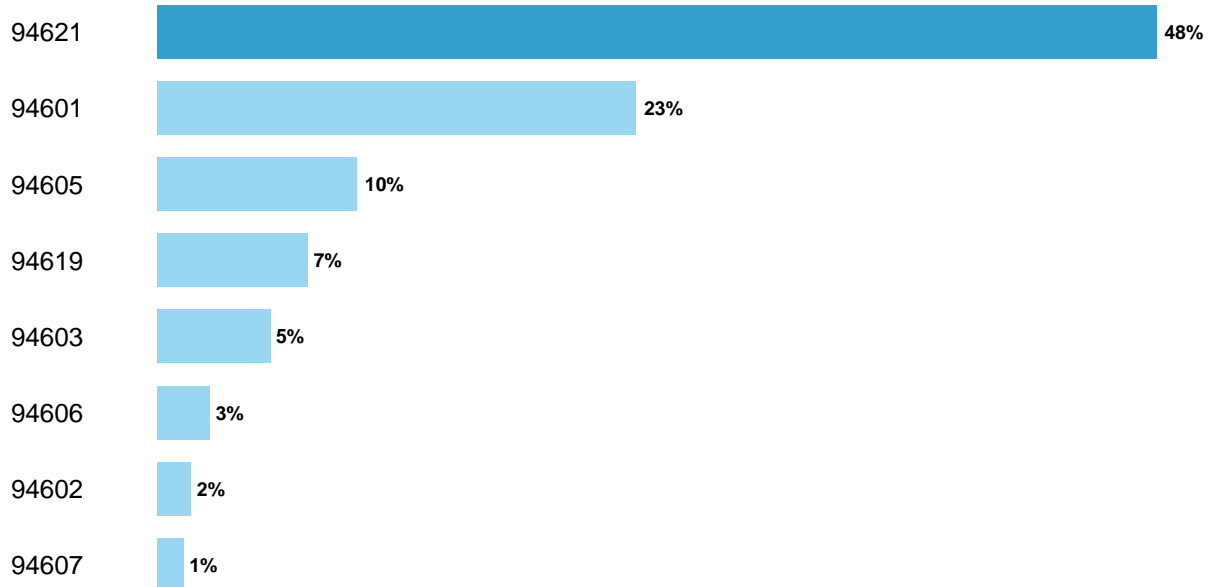
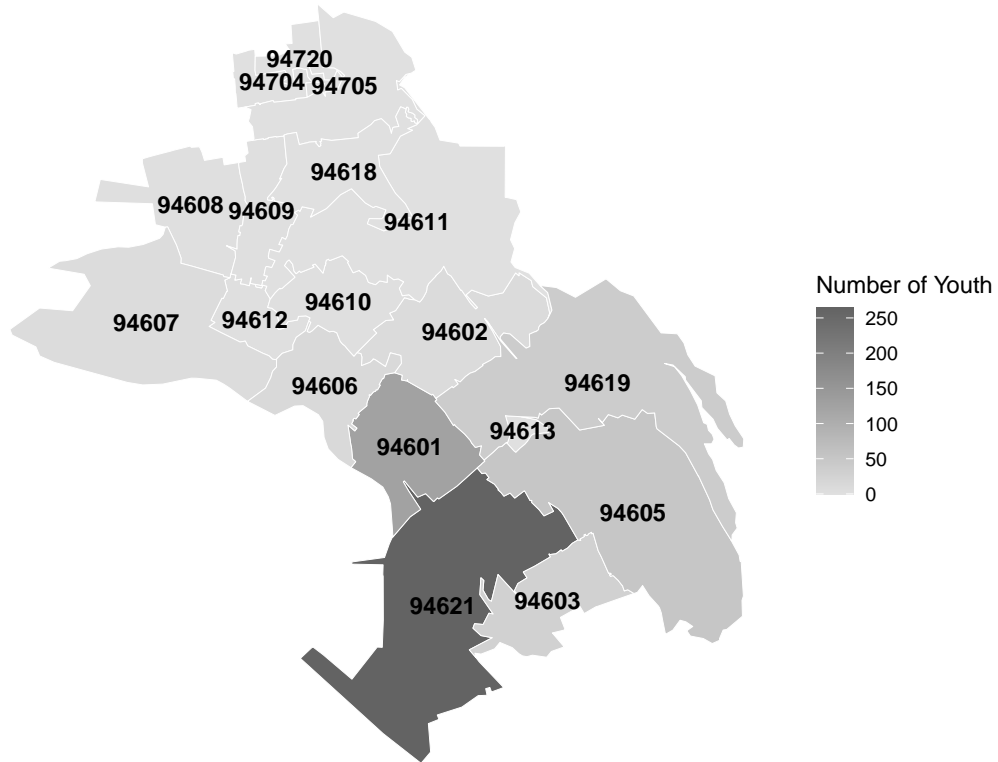
Age (N = 550)



Categories with 0%: Unknown, 18+ years old, 0-5 years old

Distribution of Youth Participants by Oakland Zip Code

(N = 550)



Categories with 0%: 94608, 94609, 94610, 94611, 94612, 94613, 94618, 94704, 94705, 94720, Homeless/Transitioning, Unknown

Youth Survey Results: Strategy-Specific Measures

Participant Outcomes: *Is anyone better off?*

Percentages presented reflect how often youth agreed or strongly agreed with each statement below.

Social Connections, Skills, & Resources

Percent of Youth in Agreement (N = 218)

Since coming to this program, I feel more connected to my school.  **75%**

Academic Readiness & Support

Percent of Youth in Agreement (N = 218)

This program increased my interest in completing Middle School (stay in school).  **90%**

Since coming to this program, I feel like I can try new things, even if I think they might be hard.  **86%**

This program helps me communicate better.  **81%**

I like to go to school because I get to go to this program.  **79%**

This program helps me feel more motivated to learn in school.  **73%**

Employment, Economic, & Future Well-being

Percent of Youth in Agreement (N = 218)

I want to complete High School because of this program.  **81%**

This program helps me think about the future.  **76%**



Program Profile FY 2024-2025 OFCY Strategy: Middle School Engagement, Wellness, and Transitions

Agency Name: The Unity Council
Program: The Unity Council Latino Men & Boys Program
Annual Grant Funding: \$250,000

Program Summary: LMB is a year-round, culturally-rooted mentoring program operating at five OUSD middle schools. We strengthen the socio-emotional wellness and empowerment of 75 youth, ages 11-15, while preparing them for their transition to high school. Mentors provide trauma-informed individual and group interventions, education, and resources to create pathways for healthy development. We significantly increase attendance rates and grades, and improve student engagement, healthy relationships and resilience, and academic focus. It is the only youth program in Oakland public schools serving Latino boys.

Program Score Card

These select performance measures were identified by program staff, OFCY, and the evaluation team as indicative of programs' quality and success in working towards the strategic objectives for the Middle School Engagement, Wellness, and Transitions strategy.

Program Achievements: *How much did we do?*

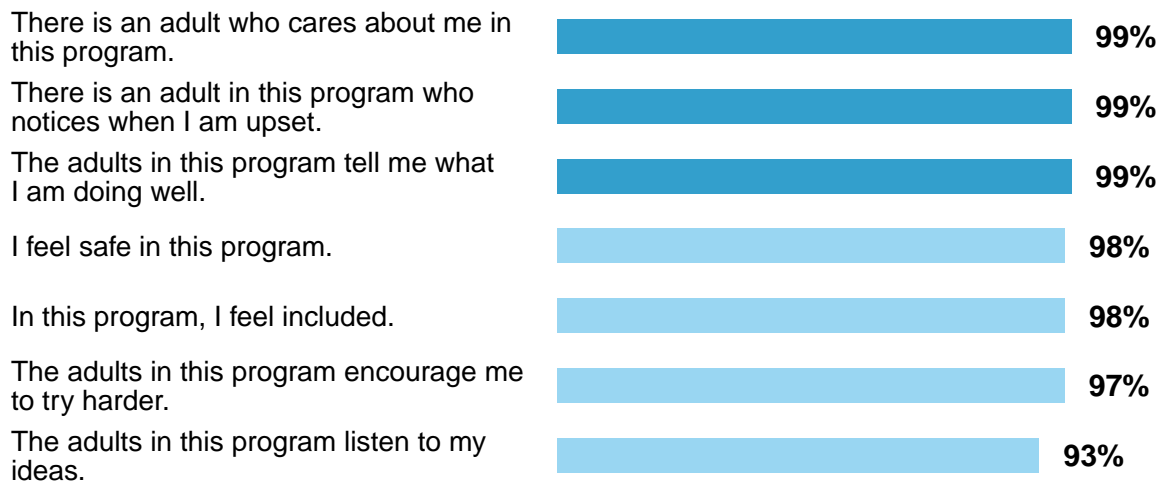
Projected Number of Youth Served:	75
Actual Number of Youth Served:	121
- <i>Percent Achieved Toward Goal of Total Youth Serviced:</i>	161%
Total Hours of Service Provided:	14,321
- <i>Average Hours of Service per Youth Served:</i>	118

Program Achievements: *How well did we do it?*

Percentages presented reflect how often youth agreed or strongly agreed with each statement below.

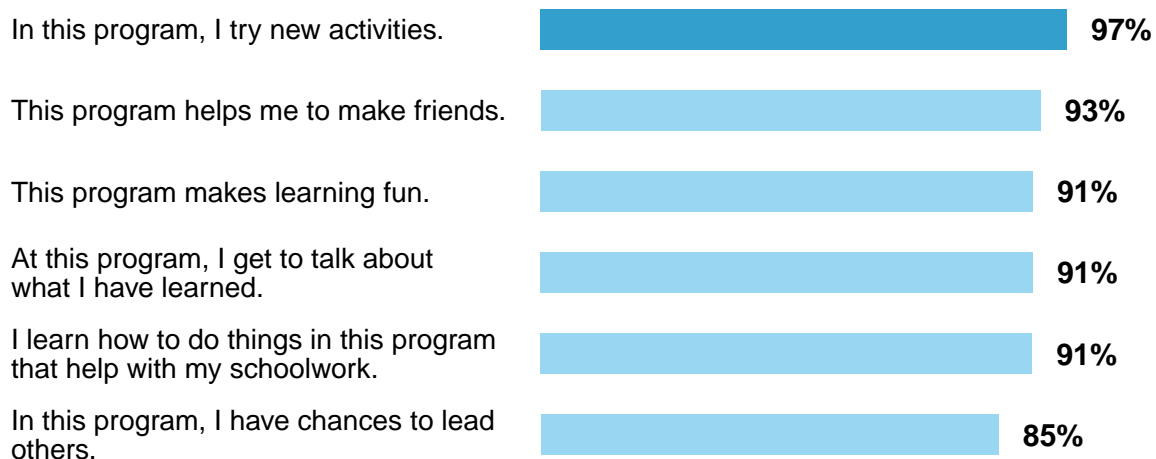
Belonging, Connections, & Safety

Percent of Youth in Agreement (N = 81)



Life Skill Building & Leadership

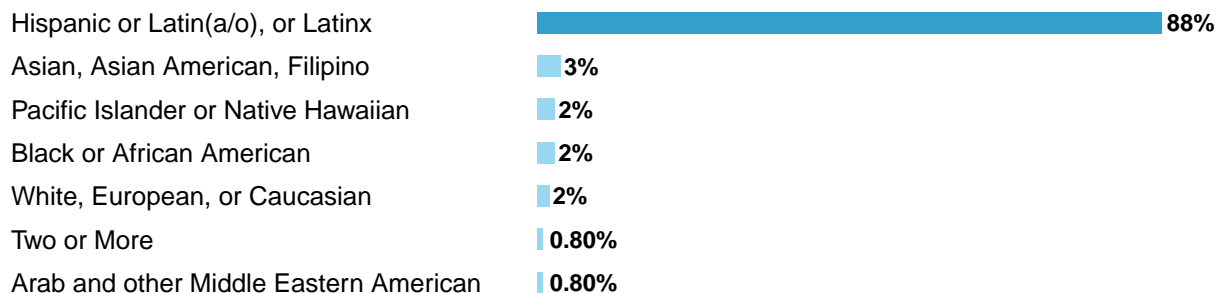
Percent of Youth in Agreement (N = 81)



Youth Demographics

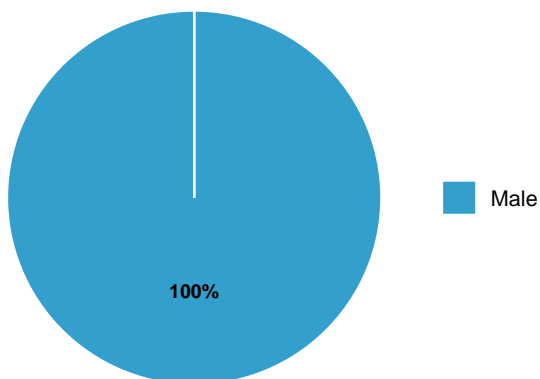
Program Achievements: *Who did we serve?*

Race/Ethnicity (N = 121)



Categories with 0%: Afro-Caribbean or Afro-Latin(o/a), Afro-Latinx, American Indian or Alaskan Native, Decline to state, Other, South Asian, Indian, or Desi

Gender Identity (N = 121)



Categories with 0%: Female, Non-Binary, Other

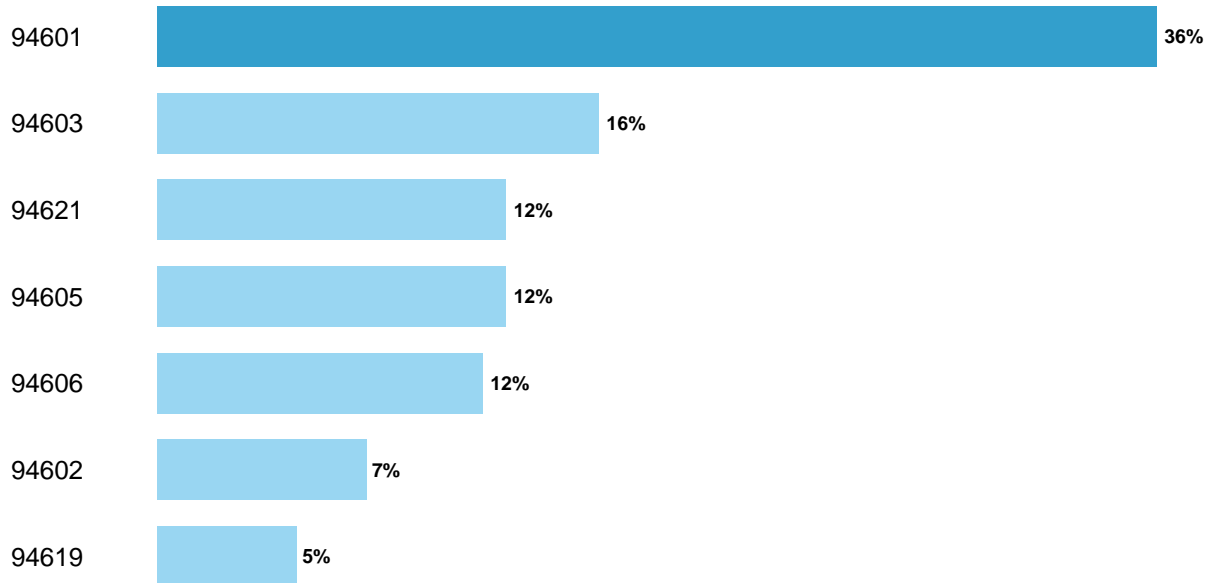
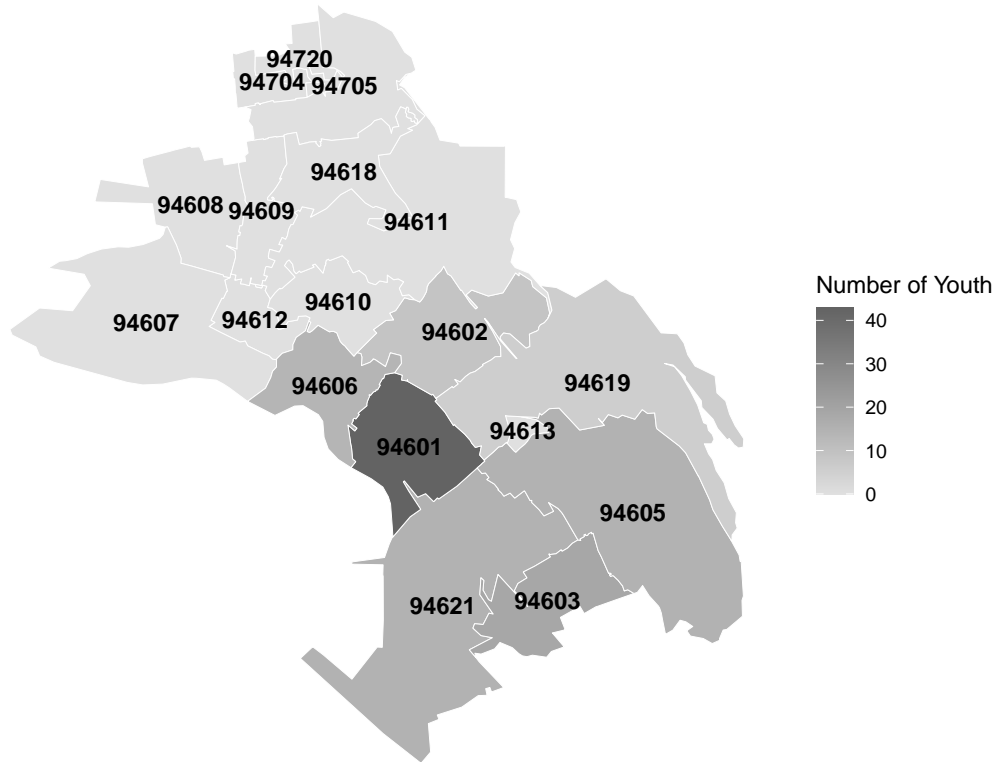
Age (N = 121)



Categories with 0%: Unknown, 18+ years old, 6-10 years old, 0-5 years old

Distribution of Youth Participants by Oakland Zip Code

(N = 121)



Categories with 0%: 94607, 94608, 94609, 94610, 94611, 94612, 94613, 94618, 94704, 94705, 94720, Homeless/Transitioning, Unknown

Youth Survey Results: Strategy-Specific Measures

Participant Outcomes: *Is anyone better off?*

Percentages presented reflect how often youth agreed or strongly agreed with each statement below.

Social Connections, Skills, & Resources


Percent of Youth in Agreement (N = 81)

Since coming to this program, I feel more connected to my school.  **84%**

Academic Readiness & Support

Percent of Youth in Agreement (N = 81)

This program helps me communicate better.  **92%**

This program increased my interest in completing Middle School (stay in school).  **91%**

I like to go to school because I get to go to this program.  **89%**

Since coming to this program, I feel like I can try new things, even if I think they might be hard.  **87%**

This program helps me feel more motivated to learn in school.  **84%**

Employment, Economic, & Future Well-being

Percent of Youth in Agreement (N = 81)

This program helps me think about the future.  **90%**

I want to complete High School because of this program.  **76%**