





Comprehensive School-Based Afterschool at Elementary Schools: RBA Summary

Comprehensive School-Based Afterschool at Elementary Schools FY 24-25 Funded Programs (n=39)

- | | |
|--|--|
| <ul style="list-style-type: none"> • Brookfield Elementary (Bay Area Community Resources/BACR) • Emerson Elementary (BACR) • Esperanza Academy (BACR) • Fred T. Korematsu Discovery Academy Elementary (BACR) • Global Family Elementary (BACR) • Grass Valley Elementary (BACR) • Hoover Elementary (BACR) • Lockwood STEAM Academy (BACR) • Madison Park Academy Elementary (BACR) • Markham Elementary (BACR) • Martin Luther King Jr. Elementary (BACR) • Oakland Academy of Knowledge Elementary (BACR) • Prescott Elementary ((BACR) • Sankofa United Elementary (BACR) • ACORN Woodland Elementary (BACR) • Greenleaf (BACR) • Achieve Academy (East Bay Agency for Children) • Rise/ New Highland Academy (EBAC) • Franklin Elementary School (EBAC) • Garfield Elementary School (EBAC) • Lincoln Elementary School (EBAC) | <ul style="list-style-type: none"> • Manzanita Community School (EBAC) • Manzanita Seed (EBAC) • Allendale Elementary (Girls Inc-Alameda County) • Bella Vista Elementary (Girls Inc) • Bridges @ Melrose Academy (Girls Inc) • Burckhalter Elementary (Girls Inc) • Horace Mann Elementary (Girls Inc) • La Escuelita (Girls Inc) • Encompass Academy Elementary (Oakland Leaf Foundation) • International Community Elementary (Oakland Leaf Foundation) • Learning Without Limits (Oakland Leaf Foundation) • Think College Now Elementary (Oakland Leaf Foundation) • East Oakland Pride Elementary (Safe Passages) • Fruitvale Elementary (Safe Passages) • Laurel Elementary (Safe Passages) • Carl B. Munck Elementary School (Ujima Foundation) • Piedmont Avenue Elementary (YMCA of the East Bay) • Reach Academy Elementary (Safe Passages) |
|--|--|

How Much Did We Do?		How Well Did We Do It?			
	\$3,230,000 investment	Youth Participants			
	39 programs funded		Projected	Actual	% of Level Achieved
	5,895 youth served	Hours of Service	1,835,754	2,294,793	125%
	2,294,793 hours of service provided	Number of Participants	4,191	5,895	141%

Comprehensive School-Based Afterschool at Elementary Schools

Is Anyone Better Off?

90% (35 of 39 programs) MET AT LEAST 1 of their outcomes by Q4

Site-Specific Reported Measurable Data

Brookfield Elementary (Bay Area Community Resources)

- 85% of students feel there is an adult in the program who supports them to succeed in school.

Hoover Elementary (Bay Area Community Resources)

- Related to utilization of SIPPS with grades K-2nd, teachers noticed on average 70% of students elevated in their SIPPS stories and up to 30% moved on from SIPPS and into their grade level literacy development.

Franklin Elementary School (East Bay Asian Youth Center)

- 73% of survey respondents reported feeling motivated and having good grades are important.
- 67% of survey respondents reported there is an adult who cares about them
- 70% of survey respondents reported building positive relationships with their peers.

Garfield Elementary School (East Bay Asian Youth Center)

- 66% of students responded true to feeling motivated to learn in school.
- 68% of youth who completed the survey responded true to the question that there is at least one adult in this program that cares about them.
- 73% of students said that they do activities that help them build positive.

Lincoln Elementary School (East Bay Asian Youth Center)

- 83% of student survey respondents reported that there is an adult who cares about them in this program.
- 91% of student survey respondents reported they participated in activities that help them build positive relationships with other students.
- 65% of the student survey respondents reported that they get to help decide activities to do and/or field trips to go on.

Manzanita Community School (East Bay Asian Youth Center)

- 81% of students reported they feel motivated to learn in school.
- 83% of students reported there is an adult who cares about them in this program.
- 87% of students participated in activities that help them build positive relationships with their peers.

Manzanita Seed (East Bay Asian Youth Center)

- 70% reported that there is at least one adult in the program who cares about them.
- 72% of surveyed students indicated that they had built positive relationships with their peers.
- 74% of students reported feeling that they are part of the program.

Allendale Elementary (Girls Inc of Alameda County)

- 70% of 1st-5th grade participants completed a minimum of 1 DIBELS literacy assessment throughout the 2024-25 year.

International Community Elementary (Oakland Leaf Foundation)

- 75% of students reported that the afterschool program is a safe and supportive space.
- 75% of 5th grade students took on leadership roles or increased responsibilities within the program.

Learning Without Limits (Oakland Leaf Foundation)

- 77% of students reported that the afterschool program is a safe and supportive space.
- 77% reported increased confidence in participating actively in afterschool activities.
- 69% of 5th grade students responded “yes” to the statement “I am learning how to be a leader in the afterschool program.”

Think College Now Elementary (Oakland Leaf Foundation)

- 91% of students indicated that the afterschool program is a safe and supportive space where they feel connected to their peers and supported by staff.
- 86% of students reporting a strong sense of belonging—feeling welcomed and valued by both peers and staff.
- 80% of students reported that they are learning how to be leaders in the afterschool program.



Photo courtesy of – Girls Inc of Alameda County