


Agency Family Paths, Inc.



Program Early Childhood Mental Health Consultation Collaborative

End of Year Program Profile  
FY2019-2020

Strategy: Socioemotional Well-being in Preschool and Early Childhood Education Settings  
Annual Grant Funding: \$400,000

The Early Childhood Mental Health Collaborative consists of Family Paths, Through the Looking Glass and Jewish Family and Community Services. We will provide Mental Health and Developmental Consultation to 14 City of Oakland Head Start sites, and 5 OUSD Child Development Centers in high stress neighborhoods in Oakland where 671 infants, toddlers and preschool age children will be enrolled. Our goal is to support early childhood educators and parents to better understand and address developmental and social-emotional growth of young children in order to increase kindergarten readiness.

## Program Score Card

OFCY has identified performance measures that compare actual enrollment and attendance with what programs projected at the start of the year, calculated by dividing the actual numbers by projections. Because of the shelter-in-place order enacted on March 17, 2020, this report only includes consultation hours from 7/1/2019 through 3/31/2020. For the "Total Hours of Consultation" measure, programs were assessed on their progress toward their projections for units of service through through the end of the third quarter (March 31, 2020).

### Program Achievements: How much did we do?

Projected Number of Children Enrolled at Participating ECE Sites: **671**

Total Hours of Consultation Provided: **2,452**

### Program Performance and Quality: How well did we do it?


Progress Toward Projected Enrollment and Attendance

Strategy Average

Progress towards projected hours of consultation	79%	86%
--	-----	-----

\* In addition to these performance measures, the Socioemotional Well-being in Preschool and Early Childhood Education Settings Strategy has indicators that draw on participant survey to assess youth perceptions of program quality and progress toward desired participant outcomes. Because of the shelter-in-place order, programs were not required to administer the participant survey in FY2019-2020. Additional quality and outcome indicators will be included in future years of this evaluation.

Agency Jewish Family & Community Services East Bay



Program Integrated Early Childhood Consultation Program

End of Year Program Profile  
FY2019-2020

Strategy: Socioemotional Well-being in Preschool and Early Childhood Education Settings  
Annual Grant Funding: \$400,000

The Integrated Early Childhood Consultation Program (IECCP) is a collaboration between JFCS East Bay, Lincoln, and Oakland Unified School District Early Childhood Department to provide comprehensive, trauma-informed early childhood mental health services at 18 preschools and 9 transitional kindergartens in Oakland. The program will serve 1,144 children, 120 educators, and 700 parents. IECCP integrates child development services and direct therapeutic work into a proven mental health consultation model to support children’s healthy social-emotional development and promote learning readiness.

### Program Score Card

OFCY has identified performance measures that compare actual enrollment and attendance with what programs projected at the start of the year, calculated by dividing the actual numbers by projections. Because of the shelter-in-place order enacted on March 17, 2020, this report only includes consultation hours from 7/1/2019 through 3/31/2020. For the “Total Hours of Consultation” measure, programs were assessed on their progress toward their projections for units of service through through the end of the third quarter (March 31, 2020).

#### Program Achievements: How much did we do?

Projected Number of Children Enrolled at Participating ECE Sites: **1,144**

Total Hours of Consultation Provided: **3,676**

#### Program Performance and Quality: How well did we do it?

Progress Toward Projected Enrollment and Attendance


Strategy Average

Progress towards projected hours of consultation	91%	86%
--	-----	-----

\* In addition to these performance measures, the Socioemotional Well-being in Preschool and Early Childhood Education Settings Strategy has indicators that draw on participant survey to assess youth perceptions of program quality and progress toward desired participant outcomes. Because of the shelter-in-place order, programs were not required to administer the participant survey in FY2019-2020. Additional quality and outcome indicators will be included in future years of this evaluation.

Agency Lincoln

Program Early Child Mental Health Consultation (ECMHC)



End of Year Program Profile  
FY2019-2020

Strategy: Socioemotional Well-being in Preschool and Early Childhood Education Settings  
Annual Grant Funding: \$199,999

Lincoln’s Early Child Mental Health Consultation (ECMHC) program will provide services to educators and parents/caregivers at 9 OUSD Child Development Centers/Pre-K’s, which serve 672 low-income, at-risk children ages 2-5 annually. Services--including ASQ screenings, child specific consultations with teachers and parents, teacher and parent workshops, resource linkages and referrals--build educators’ and parents’ capacity to promote the social and emotional well-being of children in their care, and assist in the early identification and treatment of developmental delays and behavior concerns.

### Program Score Card

OFCY has identified performance measures that compare actual enrollment and attendance with what programs projected at the start of the year, calculated by dividing the actual numbers by projections. Because of the shelter-in-place order enacted on March 17, 2020, this report only includes consultation hours from 7/1/2019 through 3/31/2020. For the “Total Hours of Consultation” measure, programs were assessed on their progress toward their projections for units of service through through the end of the third quarter (March 31, 2020).

#### Program Achievements: How much did we do?

Projected Number of Children Enrolled at Participating ECE Sites: **672**

Total Hours of Consultation Provided: **1,409**

#### Program Performance and Quality: How well did we do it?

Progress Toward Projected Enrollment and Attendance

Strategy Average

Progress towards projected hours of consultation	89%	86%
--	-----	-----

\* In addition to these performance measures, the Socioemotional Well-being in Preschool and Early Childhood Education Settings Strategy has indicators that draw on participant survey to assess youth perceptions of program quality and progress toward desired participant outcomes. Because of the shelter-in-place order, programs were not required to administer the participant survey in FY2019-2020. Additional quality and outcome indicators will be included in future years of this evaluation.