

# Welcome!

Oakland Afterschool Program  
External Evaluation Meeting  
January 14, 2021



OAKLAND UNIFIED  
SCHOOL DISTRICT  
*Community Schools, Thriving Students*



# How are you feeling about 20-21 evaluation?

**A. Tiana**  
from  
Princess and  
the Frog –  
Ready and  
planning



**B. Linguine**  
from  
Ratatouille –  
Nervous  
and anxious

**C. Moonwind**  
from Soul –  
Mind is  
somewhere  
else, not  
thinking  
about it



**D. Other** –  
feel free to  
describe in  
the chat

# The SPR Team



Heather  
Lewis-Charp



Rachel  
Estrella



Mika  
Clark



Savannah  
Rae



Ivette  
Gutierrez



Marianne  
Cuellar



Sehej  
Singh

# Tech Check

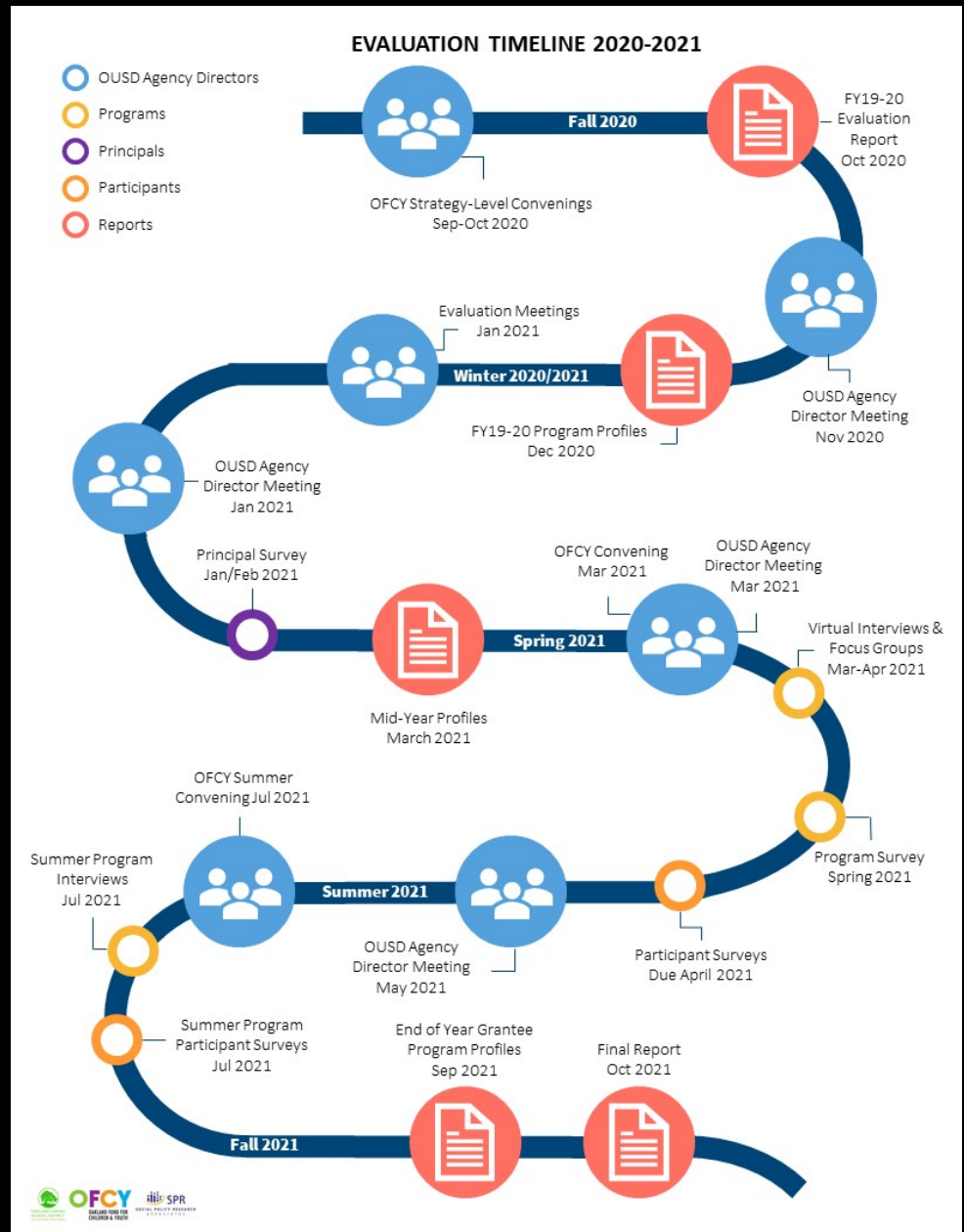
- You are always welcome to ask questions, but **please keep yourself muted** while you are not talking
- Reminder that if you're on a computer **you can resize the windows** within zoom to see more or less faces/ the presentation
- This **meeting is being recorded** and we will send out the recording and the slides after the meeting



# Agenda

- Welcome and Introductions ✓
- Evaluation Timeline
- Findings from 2019-2020 Evaluation Report
- Upcoming Surveys

# Timeline of Activities



# 2019-2020 Evaluation Findings

**Section A: OFCY-  
Level Findings**

```
graph TD; A[Section A: OFCY-Level Findings] --> B[Section B: 9 Strategy-Level Reports]; B --> C[Section C: 153 Program Profiles];
```

**Section B: 9 Strategy-  
Level Reports**

**Section C: 153 Program Profiles**

# 2019-2020 Evaluation Findings



## Administrative Data

- Cityspan data and reports
- OUSD student-level records



## Interviews

- Program staff interviews
- OFCY partner interviews



## Surveys

- Program director and Principal surveys



# 2019-2020 Evaluation Findings

## *Results-Based Accountability Framework*

	CMS & OUSD records	School leader surveys	Youth survey data*	Interviews
How much did we do?	✓			
How well did we do it?	✓	✓	✓	✓
Is anyone <i>better off</i> ?		✓	✓	✓

\* N/A in 2019-2020

# 2019-2020 Evaluation Findings

## How much did programs accomplish?



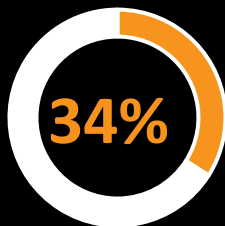
**8,839** students



**3,144,515** hours



**354** average hours



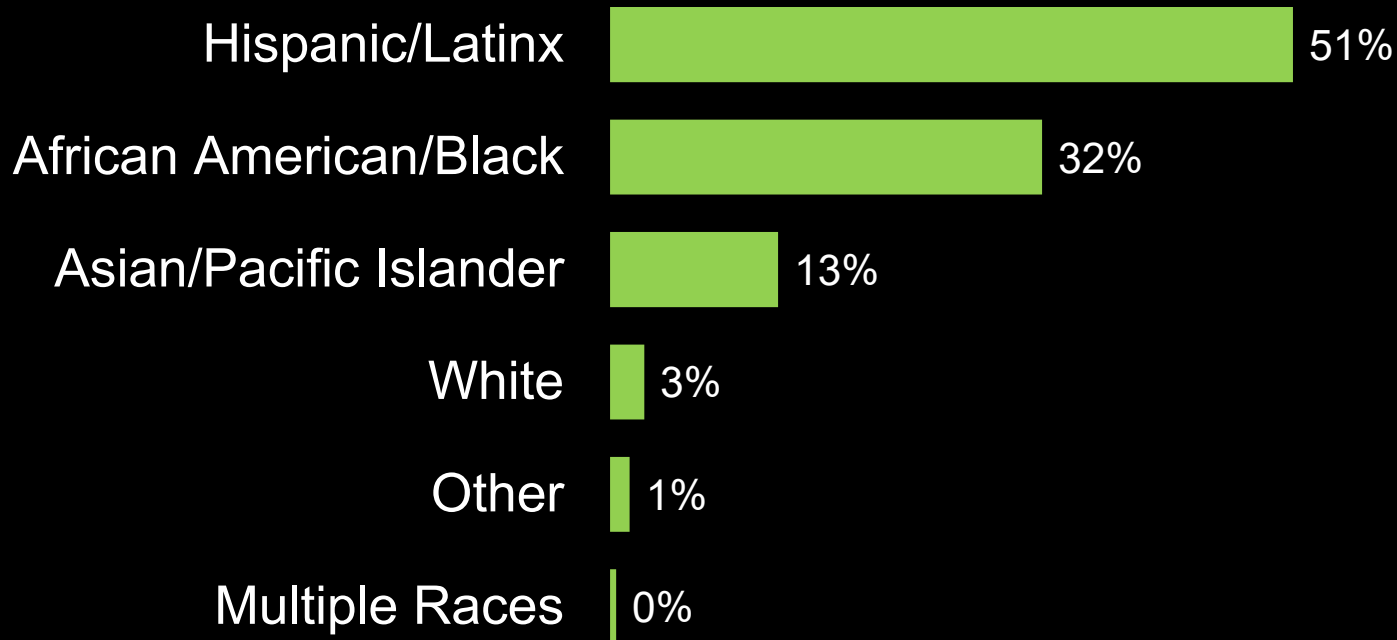
**1/3 of students at host schools  
participated in afterschool  
programming**

# 2019-2020 Evaluation Findings

## How much did programs accomplish?

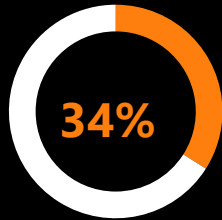


**8,839** students



# 2019-2020 Evaluation Findings

## How much did programs accomplish?



One-third of all students at OUSD host schools participated in afterschool programming

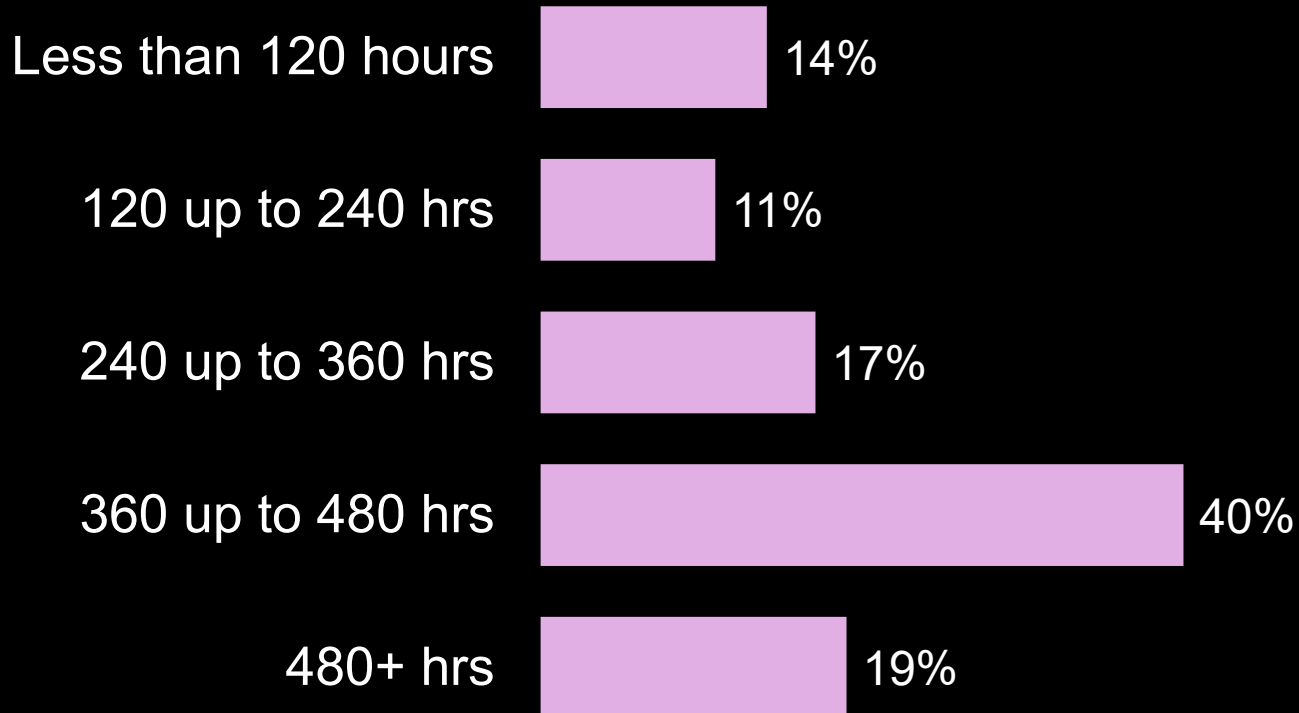
- **45%** of African American students served
- **32%** of Latinx students served
- **30%** Asian/Pacific Islander students served

# 2019-2020 Evaluation Findings

## How much did programs accomplish?



**3,144,515** hours




# 2019-2020 Evaluation Findings

## How much did programs accomplish?



**354** average hours

### Average Hours of Participation by Age



# 2019-2020 Evaluation Findings

## How well did we do it?



### Youth Enrollment

Average progress toward projected number of youth served.

124%



### Average Hours of Service

Average progress toward projected average hours of service.

92%



### Total Hours of Service

Average progress toward projected total hours of service.

111%



### Average Daily Attendance

Average progress toward projected average daily attendance.

90%

# 2019-2020 Evaluation Findings

## How well did we do it?

### Safety

**92%** of school leaders agree:

Programs provide a **safe place** for students.



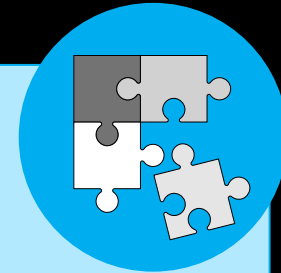
### School-Day Alignment

**94%** of school leaders agree:

They are satisfied with the level of **communication** between school leadership and program staff.

**92%** of school leaders agree:

The site coordinator has **regular meetings** with school staff to maximize alignment.





# 2019-2020 Evaluation Findings

## Is anyone better off?



**Increased school day attendance**



**Academic preparedness and engagement**



**Sense of belonging and mental wellness**



**School connectedness**

# 2019-2020 Evaluation Findings

## Is anyone better off?

### Sense of belonging and mental wellness



**94%** *of school leaders agree:*  
Programs provide **a safe place** for  
students.

**92%** *of school leaders agree:*  
Programs help students **learn how**  
**to get along with others.**

# Breakout Room Reflections

1. What resonates with you?
2. Did anything surprise you?
3. What are your hopes for what the evaluation can tell you in the coming year?

# Program Profiles

# Breakout Room Reflections

1. How can your program use the profiles in the future?
2. How is your program thinking about data given the context?
3. How else would you answer the RBA questions (How much did we do?, How well did we do it?, Is anyone better off?)

# Upcoming Evaluation Activities



Participant Surveys



Principal Surveys



Program Surveys and Interviews



# Participant Survey – Content

- Took out questions that were redundant
- Took out survey questions that referenced too far into the future, or seemed unrealistic, but kept SEL related questions
  - ~~Since coming to this program, I feel I have more control over things that happen to me~~
  - I feel like I belong at this program
- Added question around keeping up with schoolwork
  - I feel like I am keeping up with my schoolwork



# Participant Survey – Logistics

- We are currently **working on getting the surveys translated** into Arabic, Chinese (simplified), Spanish, and Vietnamese
- Online links for participant **surveys will be sent out in early March with a detailed guide** on how to frame and administer the survey to youth, given the context
- Please try and have all participant surveys in by **Friday, April 30th**





# Principal Survey – Content & Logistics

- Main content:
  - What the program model is [added]
  - Student engagement in school, contribution to positive school culture, program communication with school staff
  - Appreciations and recommendations for program
- Logistics
  - Survey will be deployed at the end of the month (January) by OUSD; agencies do not have to do anything to administer
  - SPR will not share site-level data; we just report out in the aggregate in the end-of-year report



# Program Surveys & Interviews

- Upcoming in Mar/Apr 2021
- A selection of programs will be chosen for phone interviews with program directors and online focus groups with youth
- Staff from SPR will reach out to schedule virtual interviews and site visits

Questions?

# Closing

- An email will go out to all grantees with the recording and slides
- Grantee announcements

